


The Inland Koi Connection



**THE OFFICIAL
NEWSLETTER
OF IKS
ISSUE 218
NOVEMBER
2014**



**43024 Via Las Rocas
Temecula CA 92590
(951) 506-4814**



**Rain or shine, hot or cold 2-5 pm
General Meeting & Potluck
Thanksgiving Feast**



Inland Koi Society Club Membership Renewal Time

IKS Members should/will receive preprinted renewal forms by mail. Sandy Hanson, IKS Secretary and Orville Hanson, Data Base Mgr. will send them to you before the November meeting so they can be turned in there, or mailed back before January 1, 2015. Bring your form and check to the meeting, or mail the form back with your check to our mailbox, with attention Treasurer on the envelope.



Greetings,

For our October meeting, our Librarian, Audrey Rowland, was our hostess. Members and guests all had a great time, and as usual Audrey made everyone feel very welcome. She even grilled some delicious veggies to go with our member's pot luck.

When asked why she has volunteered on a number of occasions to host our meetings, she simply said "I love to do it." Thank you Audrey.

On that note, our Vice President Rob Fales is looking for members to host our 2015 meetings. It actually is easier than you think. We do all the work, including setting up, taking down, and cleaning up after the meeting is over.

Audrey has been having problems with the clarity of her pond, but thanks to help from Scott Zehm and some of our other members, it is hoped this issue can be resolved in the near future.

Richard Henry, our host from our September meeting, spoke to our membership to thank Spike Cover, Larry Leverett, Tom Wright, and Orville Hanson for assisting him in reconfiguring his filter system.

As a result, as Richard said, his water is now "crystal clear," compared to its previous condition. That, ladies and gentlemen, is what this club is all about, helping each other.

To my surprise, Armand Blais, who had stents put in his clogged arteries on Wednesday, managed to attend our meeting on Sunday. That is a dedicated koi member.

Our guest speaker who was called in at the last minute was Scott Zehm from 2 Koi Guys. Scott gave an outstanding presentation on when to use or not use a contractor to work on or build a pond. Although Scott is a contractor himself in ponds and filter repairs, he basically said if you can do it your self and save money, do it. He also stressed that if you are having a pond built that you should have a prefilter, and if you hire a contractor to build you pond to select one that can do all phases of the project. Thanks also to Scott for setting up the speaker system, that I had no idea how to set up.

It was an honor to announce that our past president Dennis Lynaugh and his lovely wife Dorothy recently celebrated their 57th anniversary. That is what love is all about. Tom and Pat Sharpe who were unable to attend the meeting celebrated their 59th anniversary. The newlyweds, Linda and Ed Kushner, celebrated their 6th anniversary in October also.

Our November holiday meeting will be at the home of Jerry and Pat Mall. If you have not already signed up to bring a dish, please contact Peggy Milfeld.

Please don't forget that our November holiday meeting will be at the home of Jerry and Pat Mall. If you have not already signed up to bring a dish, please contact Peggy Milfeld. We will also be having our annual board of directors' election at our November meeting. If you would like to become a board member or would like to nominate someone, please contact Rob Fales, our election committee chairman. In that this is my last term as your president, we are looking for someone to fill that vacancy.

President' article continued on Page 9 →

Board of Directors

President:

Mac McClain
(909) 225-2346
MacMcClain@inlandkoiociety.org

VICE PRESIDENT:

ROB FALES
(951) 279-0181
Rob_fales@inlandkoiociety.org

SECRETARY:

PEGGY MILFELD
(951) 780-7395
PeggyMilfeld@inlandkoiociety.org

Treasurer:

Sandy Hanson
(951) 682-3107
SandyHanson@inlandkoiociety.org

NEWSLETTER EDITOR:

PETE MILES
(760) 705-5800
PeteMiles@cox.net

DIRECTOR:

POSITION OPEN

DIRECTOR:

DENNIS LYNAGH
(951) 780-0123
DennisLynagh@inlandkoiociety.org

DIRECTOR:

ED KUSHNER
(951) 520-0092
EdKushner@inlandkoiociety.org

DIRECTOR:

MARK KRAKOWER
(951) 371-2223
MarkKrakower@inlandkoiociety.org

DIRECTOR:

RANDY MCGARVEY
(909) 534-5776
randymcgarvey@verizon.net

DIRECTOR:

POSITION OPEN

DIRECTOR:

TOM WRIGHT
(951) 990-5479
TomWright@inlandkoiociety.org

Inside This Issue

• Oval Pond	2
• Board Members	
• Help Line	
• Host Profile: Jerry and Pat Mall in Temecula	3
• Photos From Our October Meeting	4
• Featured Pond Item: Dechlorinators and ammonia removers	
• October Meeting Report: held at Audrey Rowland's	5
• Pond Rescue Update at Armand Blais	6
• Lessons learned from a pond rescue	7
• Harrison's Koi Farm	
• L & E Solutions	
• Ha Feng Koi Food	
• Aqua Delight Freeze Dried Shrimp	8
• IKS Elections	9
• KrakTronix Services	
• Laguna Koi Ponds	
• IKS Library & Tapes	
• Koi Rescue in Action	10
• Planning Calendar	
• Inland Koi Store	
• Coming Events	11
• Earl Burns Miller Japanese Garden.	
• Helpful Links	11
• Jerry and Pat Mall's Back and Side Yard Photos	12

~HELP LINE~

REFERENCES

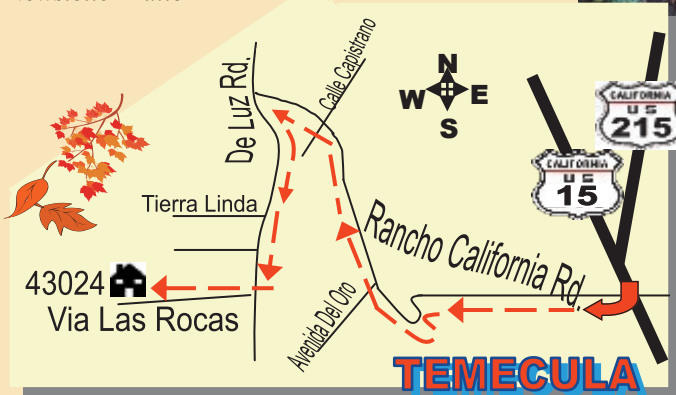
• INFORMATION:	JACK MARRIN	(909) 792-3603
• KOI HEALTH:	TOM WRIGHT	(951) 990-5479
• LIBRARIAN: Books, Videos	AUDREY ROWLAND	(951) 233-3671
• MEETING SITES:	PETE MILES	(760) 705-5800
• MEMBERSHIP:	ROB FALES	(951) 279-0181
• NEWSLETTER ADS:	PETE MILES	(760) 705-5800
• AKCA REPRESENTATIVE:	MAC MCCLAIN	(909) 225-2346

This is the month for our annual thanksgiving meeting, which includes the turkey feast. The hosts will be **Jerry and Pat Mall** at their beautiful home in the hills of Temecula. This home is a gorgeous two story with a view, incredible hand made patios front and back, and a beautiful Koi pond. There is a pergola built from old barn lumber from the mid-west that covers the patio and part of the pond which makes you feel dreamy and want to sit, relax, and never leave. Plus, you can't help but notice the detailed rock work continuously guiding you along the walkway, steps, pond and property. The retaining wall along the driveway could be called a work of art: it's made out of boulders. BIG, BIG boulders.

The Mall's pond is a creation of beauty and love. And technology. Pat was interested, so Jerry and workers built it about six years ago. It took 1½ years of full-time workers to build the equipment and pond. The pond is 12,000 gallons with about a 5 foot depth. Dave Gonzales, one of Jerry's employees, designed the pond and filters, and it is a thing of beauty. The pump house has state-of-the-art equipment, Lim Pumps, a ½ hp and 1 hp, 2 Nexus filters, 2 bubble bead filters, and 2 large UV sterilizers. There are four air pumps, two for the Nexus filters and two for the domes on the bottom drains. You'll want to see this system and learn from it. Two complete and separate filtration circuits. Their fish number approximately 36 and continue to get bigger. These are big, quality koi.

This meeting will be from 2:00 to 5:00 PM. Rain or shine dinner, the garage will be ready thanks to Pat, but the country side is so beautiful, she also has room outside towards the front entrance way. The garden is so beautiful and often there is a soft breeze, so you'll be quite comfortable and the surroundings lush! This is a sit down dinner, with Pat & Jerry arranging for the turkey and supplying the tables and chairs, therefore you won't need to bring any chairs this month. However! It is important to make reservations, so Pat will know how much Turkey will be needed, **Please Call Peggy Milfeld 951 780-7395** for more suggestions and information on the holiday pot-luck sides to volunteer bringing for this month only!

Besides your side dish, you might want to bring a jacket and maybe your camera. © We will not get together again, after this meeting, until January 2015 at Edward Dean Museum. ~Pete Miles, Newsletter Editor



JERRY+PAT ON SAFARI

Directions to the Mall's Home

- ▶ Travel I-15 S toward San Diego.
- ▶ Exit I -15 onto RANCHO CALIFORNIA RD and head west (right).
- ▶ Turn left at the dead end onto DE LUZ RD. continuing past two dips in the road.
- ▶ Turn right at VIA LAS ROCAS and continue up the long driveway to the end. You will be guided where to park. Parking area is flat, behind their house.

Any visitor to the Mall's notices their African Safari photos on the garage walls. Here's a little teaser of what you'll see there and Jerry's captions for each photo.



This picture was taken while they were having their breakfast and morning coffee in the jungle.




Safari vehicles feature a tripod mount so you can mount your camera to take the best pictures.




Taken 15 to 20 feet away, no closer, and this is out of respect for the size and power of these elephants.



Pat's favorites, zebras. at their watering hole, - only a portion of the herd. The others are above watching out for predators.



A protective mother spotted leopard hiding in a gorge with her baby. Jerry was at a safe distance when he took this photo. Stay away from cubs.



Morning view as you freshen up and get ready for the day.



The Mall's Kenyan Bedroom





Dechlorinating and ammonia removing products to treat tap water you put into your koi pond.

Sodium thiosulfate crystals can and should be used for treating chlorinated tap, distilled and reverse osmosis water for water detoxification, mineralization and other extended health benefits. It is extremely inexpensive, safe to use and widely available. Personally, I never mix up an ST solution. That takes extra effort, bottles for the liquid, etc. IMHO, no need. I only add enough ST crystals to offset the effect (rising ORP) of the chlorine. From years of experience with ponds I know that if I add around a dozen of the ST crystals....that will nuke the chlorine in the ~1500 gallons I am adding and mixing over 3-4 hours. A little ST goes a long way. On a 3,000-4,000 gallon I used two small handfuls for every two inches of water I added. **Note if you have chloramines in your water, which includes bond ammonia added in (as we do in some water systems in certain areas) you need to add an ammonia neutralizer.**

Ammonia is toxic to fish cells, especially the gills. **AMMO-LOCK** is a liquid treatment proven to protect fish cells from ammonia. AMMO-LOCK works instantly, in both fresh and saltwater aquariums, to detoxify ammonia and remove chlorine and chloramines. AMMO-LOCK locks up ammonia in a non-toxic form until it can be broken down by the tank's natural biological filter. Eliminates fish stress and promotes healthy. **AMMO-LOCK** does not remove ammonia; it converts it to a nontoxic form. After using AMMO-LOCK, your water will still test positive for ammonia even though it is in a nontoxic form which will be removed by the biological filter.



Prime® is the complete and concentrated conditioner for both fresh and salt water. Prime® removes chlorine, chloramine and ammonia. Prime® converts ammonia into a safe, non-toxic form that is readily removed by the tank's biofilter. Prime® may be used during tank cycling to alleviate ammonia/nitrite toxicity. Prime® detoxifies nitrite and nitrate, allowing the biofilter to more efficiently remove them. It will also detoxify any heavy metals found in the tap water at typical concentration levels. Prime® also promotes the production and regeneration of the natural slime coat. Prime® is non-acidic and will not impact pH. Prime® will not overactivate skimmers. Use at start-up and whenever adding or replacing water. It removes both chlorine and chloramines from municipal water supplies. It contains a binder which renders ammonia, nitrite, and nitrate non-toxic. Typically, dechlorinators stop after neutralizing chlorine, leaving pond full of toxic ammonia! Seachem takes the necessary next step by including an ammonia binder to detoxify the ammonia produced in the reduction process. Be very careful when purchasing water conditioners. If your municipality includes chloramines in the water supplies, a standard sodium thiosulfate dechlorinator is not enough. Prime® promotes the natural production and restoration of the slime coat

rather than relying on artificial or non-native slime compounds. A further bonus for the reef hobbyist—Prime® will not over-activate protein skimmers.

Continued on page 11 →

As members gathered at **Audrey Rowland's** home, some set about displaying the coming buffet while the Fales set up a wonderful assortment of prizes for the drawing. A number of items were brought by members, including free-for-the-taking water hyacinth starts from **Armand Blais'** recovering pond (Pete Miles has spent hours with him, troubleshooting and planning a plumbing retro-fit).

Unless you had heard the dire news about him since he hosted our July meeting, you wouldn't think it remarkable that Armand was in attendance today. I was thrilled to see him walk through the gate, knowing medical intervention had prevailed. Armand had six bypasses nine years ago, but was recently told five major arteries are now severely blocked. Three stents have turned his life around!

During lunch, the yard retained the delicious scent of the grilled veggies Audrey had put on the BBQ. Piled on an open roll...yum! There was the usual abundant assortment of goodies, but a surprising dearth of desserts this time, something commented upon by several who were missing their usual sugar rushes. *[Just wait 'til next month! We'll have a set menu and hopefully all the treats of the season! If you didn't sign up for your offering to the feast, call me and say you'll be there! We need a fairly accurate count of how many are coming a week out.]*

Remarkable came to mind again as President Mac welcomed all and made announcements. Top of that list were two wonderful achievements: **Bob Henry**, who had a bandage around his elbow, had donated blood this morning, reaching the 56-gallon level! He likes to "BLEAD BY EXAMPLE" — for benefit of IKS.* And to go a number further, **Dennis & Dorothy Lynaugh** had just celebrated their 57th wedding anniversary! Amazing! We can't beat that, but we're trying! **Ed & Linda Kushner**, just starting to count, celebrated their 6th year.

Each Pond Talk is different, but Audrey had a new take on it this year by saying, "If you can't be an example, be a warning!" She really does have some very nice fish, but none could be seen through the murkiness of her water. When she had her pond built two years ago, she didn't get any good information about equipment and plumbing requirements.

There was a bottom drain, but for lack of sufficient slope, it doesn't drain well; add spawns and the resulting over-population, plus struggles with string algae, she is fighting for solutions. **Orville & Sandy Hanson** have helped out in the past, and currently **Scott Zehm** will be working on it now.



Scott advising our October meeting host Audrey on her pond problems.

You have to understand that this is the best part of IKS membership: our dedication to pond quality, not only through education, but by hands-on helping. **Richard Henry**, a case in point, stepped forward to thank **Larry Leverett**, **Orville Hanson** and **Spike Cover** for their on-the-spot doctoring at his pond last month: they diagnosed his pond's ills and he has followed their recommendations. He reported he changed out his 1/2-horse pump, going from a *Sequence 66* to a *Sequence 4400*, and within about three days the water was clear and sparkling!

Recognition of **Pete Miles** as our 2014 Koi Person of the Year has been delayed for months as we waited to receive the AKCA Certificate of Appreciation for presentation. Pete has been our Newsletter Editor the last two years. Living in San Diego, he not only commutes to

meetings, but also to interview our meeting hosts. He doesn't always come in person to Board Meetings; sometimes we can face-to-face with him on Skype. Congratulations, finally!

Once other business was out of the way, we settled in to listen to **Scott Zehm** tackle every pond-owner's dilemma: "Contractor — To Hire or Not." Scott is well able to broach this subject, having spent years in partnership with Bob Walters as *2 Koi Guys* doing everything from pond modifications to design and installations. Nonetheless, he is an staunch believer in *DIY-if-you-can*.

When facing a decision to hire, Scott asks you to make several considerations first: ❶ Can you educate yourself and take a shot at troubleshooting your own problems first? Just be sure to have a back-up plan if you get in over your head. ❷ Can you enlist the help of a friend, one who may know more than you? ❸ If you can you fix a sprinkler pipe, you can probably work on pond pipe—it's just bigger.

Listing some common problems, Scott offered simple helps: Everyone will lose a pump some time; they're not designed to run forever without fail. A GOOD idea is to keep a back-up pump that can be attached with a slip-fix; the BETTER idea is to use unions on your pump to simplify an exchange; the BEST idea is to practice switching it out before you have to. If you have UV lights, understand that bulbs have a 13-month life, therefore it is wise to change them out annually. Put it on the calendar, preferably in March here in SoCal: it will be at its best and most effective for Spring when the pond needs it most.

Are you considering a new pond? Do as **Jim & Tess Poyle** have: Ask questions on-line and get lots of advice... *Do we need a pre-filter? Most club experts will say Yes, if not now, prepare to add later.* Need to add a bigger filter? It should be DIY—just three lines to cut and reattach—but if that seems daunting and before you call a contractor, do as Audrey did and call someone in the club. If you are definitely in over your own head, by all means pay for the help you want.

Nearing end of the day, **Rob & Deanna Fales** started the drawing, calling lucky tickets and handing over winners' choices. Everyone was reminded that next month our meeting will be at **Jerry & Pat Mall's** lovely home in the Temecula hills. It's our last meet of the year, a practice feast for you favorite Thanksgiving recipes. Rob & Deanna have more fun and games planned, and we'll elect next years leaders.

Desperate is not a word in IKS vocabulary, and I am reluctant to invoke it here, but as elections approach we are woefully in need of some new and dedicated members who are willing to get their feet seriously wet in service to the club. Is there one with past committee leadership skills (*skill at delegating authority?*) willing to jump into Mac's shoes and lead us next year? Communication is key to our success, but we are losing our Newsletter Editor; is there a couple with a creative bent willing to take a standardized format and fill it with news and photos? Lots of help and training are available. Are there none who would step up to join the Board of Directors at one evening meeting a month to bring fresh thought to the team? We rely on our membership to make and keep our club beneficial. Help us do that! ~Peggy

**If you are a donor, consider designating your blood to IKS when asked to specify a community donor program. In time of need, any IKS member has access to free blood products if their insurance doesn't cover it.*

GET INVOLVED join our board
Your club needs you

We're familiar with the term koi rescue and what our koi rescue team led by Ed Kushner does. The koi are taken from an owner held by the Inland Koi Society in a well-maintained environment and later adopted, auctioned off at our bi-annual koi fund raiser, or donated to the nonprofit organizations or museums we support.

Pond rescue? Simply put it's where a member of our Inland Koi Society expresses that he or she has a problem with their pond, and upon assessment by a couple of their fellow members, it decided that the pond is in trouble and needs a rescue.

This is done to ensure the future health of the koi, by improving their environment and in the process the pond owner receives some help, and a lot of free advice. Sometimes they even benefit from a donation or rock bottom prices on some used or salvaged koi equipment held by their fellow members. The key ingredient here is members helping fellow members.

Now for an update of Armand and Eve Blais's koi pond. They hosted our July meeting and since then, Armand's health took a turn for the worse temporarily, and so did the condition of his koi pond. Hence the rescue. The first attempt was to try to cut down his maintenance of a very small leaf basket that is getting clogged 3 to 4 times a day and had to be emptied. This involved disconnecting the feed line to the pump just to pullout the cup-sized plastic mesh basket and rinsing off the trapped plant roots and algae clogging up the basket. In this first solution, an inline leaf trap and basket was inserted just before the pump, trapping debris that could not pass through the 1/8" mesh. Maintenance of the clogging went down from three times a day to every three or four days.

However, this did nothing for the bottom of the pond that needed a bottom drain and contained small gravel, some blue glass gems thrown in for color, and a couple of dozen golf balls. Remember Armand lives right next to golf course so there's plenty of those around. Most of us have a problem with dropping leaves; his seems to be with dropping golf balls that find their way into the koi pond. We know no one would intentionally toss golf balls, or put rocks or gravel into their koi pond, right?

Another shortcoming to the pond that was causing a bad situation was that the so-called bottom drain was more like a skimmer operating about 6 inches from the top of the surface of the pond. What was on the bottom was growing totally undisturbed among the golf balls gravel and gemstones. He had a lot of plants which produce good filtration on the plus side but on the minus side created a lot of debris from the roots the koi were tearing apart causing the filtration to be clogged and not functioning properly. He has a sand filter bought from a local swimming pool supply store that serves as his mechanical/bio filter. The word **channeling** in the case of a sand filter does not mean a good thing when you hear it. It means your water has found a shortcut to pass through your sand or bead filter continuing on unfiltered, to its final resting place of your koi pond.

Satisfied with this temporary fix but unaware of the real dangers lurking in the pond, after little more investigation by his three pond Angels, jokingly calling themselves "Three Stooges" we have come up with a better plan; a better more permanent form of filtration that will not only serve his needs now but also

those of his future 3000 gallon pond that you heard about at our




July club meeting.

Here are the steps that will be taken to clean & upgrade his existing pond:

1. A collapsible show tank was borrowed from the IKS club storage, courtesy of Jack Marrin and set up on Armand's patio.
2. All koi, goldfish, and assorted tropical fish, shrimp, and a few other varieties of living creatures were transferred to that tank once it was properly set up and filled with his existing pond water - a critical ingredient in this situation.
3. His existing sand filter was relocated to the show tank to give the koi in that tank an adequate filtration system.
4. The rest of his pond was drained completely, all the golf balls, gravel, glass gems and dozens of tiny little creatures were removed from the pond and it was scrubbed down and rinsed out multiple times. This left it clean, free of debris and bacteria and anything else that was hiding there.
5. Another visit to the temporary koi home was done a couple days later and water testing showed zero ammonia but a high concentration of nitrites, indicating the need for some nitrite loving bacteria right away.
6. The temporary storage place for the koi was salted to .4%. This reduces the koi's uptake of nitrites.
7. To solve the nitrite problem, the bio filtration pads were relocated from the 55 gallon drum where they resided, into a medium-sized plastic storage bin performing as a trickle filter set above the pond with a small submersible pump flowing water over the filter pads. The result was that within 24 hours, the water cleared, nitrites dropped from extremely toxic levels to zero and the koi regained their color.
8. An easy to maintain pre-filter, which was previously missing from this equation at his pond, was designed and built as that crucial link before the water moves on to the mechanical filtration phase.
9. Next a salvaged mechanical filter was acquired at a very attractive price, and its inner workings have been improved to handle a larger capacity flow for his pond needs now and in the future.
10. The present one and one half inch plumbing will be replaced with a two inch system that will carry much more water.
11. An aftermarket bottom drain with 3 inch inlet/outlet running along the pond floor to remove any debris that settles there.

Lessons learned from our Pond Rescue

Before you upgrade or redo



1. **SLOW DOWN-** Before considering your next pond or even an upgrade, review your existing pond closely. What's working and what's not working? Consider all your financial costs. It is not only the initial cost to build your pond or to improve it, but what about the future maintenance of it, future energy costs, future chemical needs, future physical needs, your future health and abilities to maintain a pond?
2. **Bottom drains are an essential part** of any pond filtration system, and it goes without saying no rocks gravel or the things should be on the bottom floor group; only a smooth surface.
3. **Use a test kit** to check the water condition of that quarantine system frequently because nitrites and ammonia can be your killers in the temporary set up. Regarding your pond, you should be testing your water weekly at the very least, unless you have some other problems
4. **Alkalinity (Kh)** should not be an issue, however it is something to watch under some circumstances. Test this as well. A quick solution we used in this case was to add 1/2 cup of baking soda every other day.
5. **Consider your plumbing aspects:** a one and a half inch pipe has limited use. Two inch pipe suffices for most pump discharge (runs of less than 50 feet). Three inch works for bottom drains and plumbing on pressurized systems where pumps are sucking bottom drains. Use four inch pipe for gravity flow from bottom drain to the settlement chamber. *Two 2 inch pipes do not carry as much water as one 3 inch pipe.* Forget using those 90° elbows; use sweeps and multiple 45° elbows instead.
6. **If you're going to have plants** put them in proper containers that secure the roots keeping them away from the koi who will tear them apart resulting in those pieces clogging your filtration. Better yet, create a bog area where the water can flow through it, and the koi are separated from the root systems.
7. **Place your filter system where you can have easy access to it** for regular maintenance, plus replacement of parts like pumps UV lights etc. Proportion your filtration to have adequate mechanical filtration but emphasize the biological phase –give it plenty of space and media. In terms of mechanical, *capacity is king*. In terms of biological, *bacterial propagation* is king.
8. **Have an experienced club member transport your fish** for you and assist them so that you don't not lose any fish in the transferring process from pond to temporary fish housing (q-tank).
9. **Use salvageable parts** to save money, providing you get them from a reputable person, like a fellow club member or at our IKS auction. Many of us have done so saving hundreds of dollars. Any system works if you understand how it works, set it up correctly and maintain it properly.
10. **Don't be afraid of using a larger capacity pump.** A slightly larger capacity pump, although using more energy actually will be less trouble because it will continue to flow water longer as the various parts of filtration become dirtier. These pumps stay strong all of the time. Connect your energy efficient pump close to the pond and at the water line whenever possible.



HARRISON'S KOI FARM

POND KOI • SHOW QUALITY KOI
2000 KOI on display from 3" to 30"

Specializing in hard to find varieties

- KOI FOOD
 - SUPPLIES
 - EQUIPMENT
 - CONSULTATION
- (951) 369-9998



Terry & Koren Harrison
5580 / 5582 Rio Road
Riverside, CA 92509

COMPUTER REPAIR & SERVICE

\$45
Per Hour
for Repairs

Special Service
Pkg. Available
(Commercial
& Residential)



L and E
Integrated Solutions

Linda Kushner
951-333-4147
lindakushner1@gmail.com

- Remove viruses & Malware
- Install security protection
- Maintain & manage computer via remote access
- Train you in Windows applications
- Backup and data recovery
- Will be your IT consultant
- Troubleshoot any hardware
- Cell phone apps installation & training
- Expert staff with over 30 years experience

\$500 OFF
Repairs

1st time customers

Valid coupon only • Not valid w/other offers



PROFESSIONAL QUALITY KOI FOOD

- DOES NOT CLOUD WATER
- EASY DIGESTION
- IMMUNE SUBSTANCE ADDED
- COLOR ENHANCING



**ISO 9001:2000 REGISTERED (UKAS,ANAB)
YOUR QUALITY ASSURANCE**

Aqua Delite®

**FREEZE DRIED SHRIMPS &
FREEZE DRIED SILKWORM PUPAE**



- HIGH IN PROTEIN AND NATURAL NUTRIENTS
- GOOD SUBSTITUTE FOR LIVE AND FROZEN FOOD
- FOR FRESH OR SALT WATER FISH



DISTRIBUTED BY:
UP RIGHT TRADING CORP.
TEL: 626-579-0578
TOLL FREE: 877-424-3364
E-MAIL: sales@uprighttrading.com

- HIGH IN PROTEIN FOR RAPID GROWTH
- BETTER SLIME PROTECTION
- HELPS TO RESIST BACTERIA AND PARASITES

© 2012 Up Right Trading Corp. All Right Reserved.

President' article continued from page 2

Last but not least, I had the privilege to present our Newsletter Editor Pete Miles, with the Inland Koi Society (IKS) Koi Person of the Year. This is an award that is given by the AKCA. Pete is very deserving of this award, and goes out of his way to help our members. Although the award has Pete's name on it, I would be remiss in my duties, if I did not mention that his partner Kazuko, is with Pete on just about everything he does for the club, and it's members. So a big thanks goes out to her also. For those of you who don't know it,

Pete will be stepping down as our newsletter editor next month. This is another vacancy that has to be filled. If you have the will to "get your Perry White on" please contact Rob Fales, and let him know. **Enoch "Mac" McClain, IKS Pres.**

Thought of the Month: It's not how you act when you are winning and everything is going good, its how you act when you are losing and things are going bad that shows character: EJM

IKS Elections 2014

Elections will take place at the November meeting, with one vote allowed per member family. Nominations (or volunteers) will be accepted from the floor before the vote. If you plan to nominate someone, check with them first to be sure they will accept the nomination. Installation of Officers and Directors will take place at our Annual Meeting in January.



With Elections looming, plan to come to the November meeting — email or call Peggy to put in a reservation and your potluck item so we know how many tables and chairs we'll need, and how much turkey to order and what we'll eat (951) 780-7395 or milfeld@msn.com

Article VI — Officers

Section A — There shall be five (5) officers of the Society: President, Vice President, Secretary, Treasurer, and Newsletter Editor. The Officers shall be members of the Board of Directors.

Section B — The President and Vice President shall be elected by the membership for a term of one (1) year with one extension. The Secretary, Treasurer, and Newsletter Editor shall be so elected for terms of two (2) years with a maximum of three (3) extensions. Should no replacement candidate be available for any given office, the incumbent officer may serve an additional term. A vacancy in any office shall be filled by appointment by the Board of Directors for the unexpired term.

Section C — Members who are owners of koi-related businesses shall not be eligible to serve as officers.

Article VII — The Board of Directors

Section A — The Board of Directors shall consist of not more than twelve (12) members including the five (5) Officers and no more than seven (7) Directors. The President shall act as Chairperson of the Board of Directors.

Section B — The Directors shall be elected by the membership for a term of two (2) years, with a maximum of four (4) consecutive terms. A vacancy among the Directors may be filled by the Board of Directors making an appointment for the balance of the unexpired term.

~IKS Library & Video Tapes online~

Just go to our web-site <http://www.inlandkoiociety.org> and click on Resources. A menu will come down with two choices; "IKS Library" is the link you want to choose. IKS has a variety of books and videos that are available to our members, and you can reserve any book or video from the on-line Library just by contacting **Audrey Rowland at (951) 233-3671** and she'll bring your selection to the next general meeting.



KrakTronix Technical Services

LASER PRINTER SERVICE
REMANUFACTURED TONER CARTRIDGES
ALL TONER / INK NEEDS
HP AUTHORIZED

MARK KRAKOWER

501 N. Smith Ave. • Suite 110 • Corona, CA 92880
(951) 735-9996 • (951) 2782849 Fax
email: kraktronix@sbcglobal.net • www.kraktronix.com




20452 Laguna Canyon Rd.
Laguna Beach, CA. 92651


Hours of Operation:
Mon-Fri 9-5 Sat 9-5 Sun 10-5
949-494-5107

Since 1989, Laguna Koi has gone the extra mile to provide a full array of service. We hand pick 2000 koi of 16 varieties and stock them. For between \$25 and \$5000, you can get a koi of any color and any size. In addition, anything for your koi pond can be found here, including filters, pumps, aquatic water plants, supplies, food and free tips.

Ben Plonski bplonski@lagunakoi.com



The process: show up, suit up, get your nets, corral the koi, bag them, aerate them, relocate the koi to a storage pond or quarantine tank.



KOI RESCUE: The IKS does koi rescue for those people who no longer want or can keep their koi. If you are interested in helping with the koi rescue, contact Ed Kushner our koi rescue coordinator, at 951-520-0092 edkushner@inlandkoi.org



MONTHLY PLANNING CALENDAR 2014

REGULAR MTG	HOSTS & City	PROPOSED PROGRAM	BOARD
4th Sunday			Wed. after Mtg.
November 23	Jerry & Pat Mall-Temecula	Holiday Banquet- new officer recommendations	December 3
January 25	Edward Dean Museum - Cherry Valley	First Meeting of 2015 new board member induction and awards.	January 28

Jack Cords

PRINTING CONNECTION, INC.

20% Off For First Time Customers!

800.491.1964 • 951.351.9437
printingcolor@yahoo.com • www.printingconnection.net
 11800 Sterling Ave., Suite E • Riverside, CA 92503

my Country Pond

Water Lilies & Aquatic Plants

Koi•Goldfish•Snails
 Catfish•Crawdads
 Pond Themed Gifts

619.646.9980

www.mycountrypond.com

INLAND KOI

Quality Japanese Koi & Pond Supply

Importers of high quality Japanese koi.
 Complete line of koi & pond supplies.

WE HAVE MOVED to our new larger location at
18122 Mt. Washington Street
Fountain Valley, CA 92708

Our staff was in Japan from Oct.12-20 for the Fall Koi Buying Trip. Pictures of new koi will be updated regularly under the "New Arrivals" web page during that time. If you see the fish that you like please call or email us to reserve. Thank you. **New Phone**

(714) 438-0087 and New Hours

Monday-Saturday 10:30 am - 6:00 pm
 Sunday 10:30 am - 5:00 pm

Phone: (714) 438-0087
 Email: inlandkoi@inlandkoi.com

THE BEST QUALITY Japanese Koi
 AT A REASONABLE PRICE!

AmQuel® Plus products make pond and fresh and saltwater aquarium keeping much safer and simpler. It is doing this by safely detoxifying natural nitrogen compounds in the water, including nitrites and nitrates that before could not be effectively detoxified.

Fresh water is a precious commodity and becoming in ever shorter supply in many areas. By using AmQuelPlus fewer water changes are needed in pond keeping, thereby conserving a valuable resource.

AmQuelPlus is useful for the beginners who are novices in knowing how to establish new ponds through the first months, as well as for the advanced pond keepers in their easily keeping water safe long term for fishes and other aquatic life. It reduces the problems with "New Pond Syndrome," which in great part are caused by the nitrifying bacteria in the water. AmQuelPlus makes biological filtration much safer by detoxifying its natural processes. AmQuelPlus does all this without having to be removed, once it is put into the water. It remains totally nontoxic to aquatic life.

AmQuelPlus should be used for setting up ponds, for water changes, overcrowded ponds and to control of toxic nitrogen compounds commonly found in water while the nitrogen cycle is established...as well as afterwards as nitrogen compounds accumulate in the pond water.

ChlorAm-X

A favorite among serious pond owners. ChlorAm-X dry ammonia remover contains patented molecule that will remove 1 ppm of ammonia with every dose. Removes chlorine, destroys chloramines, and eliminates the ammonia that is left behind. Safe for fish and plants. It comes in a powder format (very economical because you mix it yourself. The Japanese Friendship Garden in San Diego and the Mission San Luis Rey use it.



Professional pond maintenance companies prefer to use pre-mixed products because they are easy to store and use, not needing to be mixed. The downside is that they cost more and dealers sell that convenience at a higher price.

I have used all of the above products for the past 10 years in various situations so all are good at what they do. Ask people who use them, but do your own research and try different things that will ultimately work best for you. Tip; buy the larger quantities-you'll save money! *Pete Miles, pond supply consumer*



2014

Coming Events

N O V E M B E R	02	IT IS TIME ~ to "Fall Back!" Daylight Savings Time Ends at 2 am
	23	IKS FINAL MEETING OF 2014 ~ Holiday side dishes needed by members / Jerry & Pat Mall's home in Temecula / Contact Peggy Milfeld for more information (951) 780-7395
	27	Thanksgiving Give thanks for all your blessings, family, friends

D E C E M B E R	03	IKS BUSINESS MEETING ~ 7 pm / <i>All members of IKS welcome!</i> — 6531 Box Springs Blvd, Riverside / Rob Fales (951) 279-0181.
	05-07	POMONA HARVEST FESTIVAL ~ Pomona Fairplex / 1101 West McKinley Avenue / Pomona/Fri. 10am-8pm, Sat. 10am-7pm, Sun 10am-6pm
	25	Merry Christmas 
	Dec. 31-Jan. 1	Happy New Year!  2014 - The year of the Sheep. Chinese zodiac related to the Chinese calendar.

KOI USA articles archive and index can be found at:
<http://www.koiusa.com/article-index/>



Helpful Links

- **AKCA Website** <http://www.akca.org/>
- **KoiClub of San Diego**
www.koiclubofsandiego.org
- **Nishiki KoiClub**
<http://www.nishikikoiclub.com/>
- **So Cal KoiClub**
www.akca.org/akca-koi-clubs/california/so-ca-koi-club/
- **Bakersfield Koi & Watergarden Society**
<http://www.bkwgs.com/index.html>
- **Inland KoiStore**
www.inlandkoi.com/info.html
- **Harrison's KoiFarm** 951-369-9998
- **Mystic Koi** <http://www.mystickoi.com/>
- **Koi Organization International**
<http://koiorganisationinternational.org/>

Worth seeing and it will relax you.

Earl Burns Miller Japanese Garden:

1250 Bellflower Boulevard, California State University, Long Beach, CA 90840 (562)985-8885. This enchanting 1 1/2 acre garden features



stone lanterns, 2 lion dogs, a pagoda, a hillside of azaleas, a lake with a black pebble beach, a moon bridge, a zigzag bridge, a tea house, a white birch woods, a dry garden, black-stemmed bamboo and koi fish.





INLAND KOI SOCIETY
5198 ARLINGTON AVE., #146
RIVERSIDE, CA 92504
Return Service Requested



Time to nominate and vote.
We need a new president,
newsletter editor & treasurer.
Step up and serve your club.

Why not host a club meeting in 2015?

All you need is a koi pond, some
space in your yard to hold 45-60
people and your friendly smile.

Remember from our 2014 pond
tour that no pond is too small.

Contact Rob Fales
at (951) 279-0181
or Rob_fales@inlandkoiociety.org

Elections take place at this month's meeting



Visit our website: www.inlandkoiociety.org