

The Inland Koi Connection



**THE OFFICIAL
NEWSLETTER
OF IKS
ISSUE 237
OCTOBER
2016**



Sunday, 23 October

**Pot Luck Meeting
2:00—5:00 pm**

**Hosted by
George & Juli
Ramirez**

**198 W. Monterrey Drive
Claremont 91711
909.626.0261**

The IKS Board meets monthly, generally on the Wednesday evening following the Sunday regular meeting of the club. The meeting begins at 7:00pm and is open to any interested members.

The September 28 meeting was held at the Fales home in Corona, and Deanna served dinner. We discussed:

- **A good turnout on Sept. 25** at the Nyirady's with 44. Speaker Eric Triplett was a character, and absolutely passionate about his work. Especially with the *Helix skimmer*, which he generously donated to the raffle. Didn't get a talk about Steve's new *ProfiDrum Combi-Bio* as it wasn't up and running yet.
 - **Confirmed plans** for October 23, with Spike Cover speaking on winterizing the pond, and November 20 at the Malls in Temecula, with sign-ups for the Thanksgiving Feast in October. Elections in November, dark in December. Malls travelling in Africa and missed Sept./Oct. meetings.
 - **New members:** Ed Brown has made it his habit to gift a one-year IKS membership to each family for which he builds a pond, and he brought us two more this month; hopefully they will attend.
 - **Blue Cut Fire Koi Rescue:** Rob's article on the fire and rescue was accepted by KoiUSA and will appear in the next issue.
 - **Koi Auction 2017:** Nick & Larry will chair the Auction & Used Equipment Sale, slated for Saturday, June 3, with the first committee meeting in January. In preparation and because Ed's QT is at capacity, a new QT pool will be set up at Theo Zoetemelk's as a secondary pond space; Bob Walters will make an 'air octopus' for it. Eric Fales can pick up the pool, filter, pump and pipes from IKS storage. We will limit the auction to about 100 koi, with a limit of 5 coming from any one member's pond. Event take lots of volunteers!
- Elections:** Nominating Committee is having little success finding members willing to commit to being nominated for an office. There will be several openings on the Board, including President, Secretary, and Director. Interested members can call Tom Wright or Ed.
- **Next Board meeting** will be **Wed., November 2** (a week later than usual) at the **Milfelds home; 7pm** for dinner.

Peggy Milfeld, Secretary Pro tem _ (' . ') _/



BOARD OF DIRECTORS

President: **Position Open**

Vice President: **Rob Fales** ~ *Mtg Sites & Speakers*
(951) 279-0181 ~ Rob_fales@inlandkoiociety.org

Secretary: **Norma Marrin**
(909) 792-3603 ~ norma@marrin.com

Treasurer: **Nick Milfeld** ~ *Membership*
(951) 780-7395 ~ NickMilfeld@inlandkoiociety.org

Newsletter Editor (Interim): **Peggy Milfeld**
(951) 780-7395 ~ PeggyMilfeld@inlandkoiociety.org

Director: **Deanna Fales** ~ *Raffles*
(951) 279-0181 ~ Rob_fales@inlandkoiociety.org

Director: **Ed Kushner** ~ *Koi Rescue*
(951) 520-0092 ~ edkushner@inlandkoiociety.org

Director: **Larry Leverett** ~
(951) 781-3887 ~ LarryLeverett@inlandkoiociety.org

Director: **Jack Marrin** ~ *Info, Club Properties*
(909) 792-3603 ~ jack@marrin.com

Director: **Randy McGarvey** ~
(909) 534-5776 ~ randymcgarvey@inlandkoiociety.org

Director: **Tom Ross** ~
(951) 354-6444 ~ tomzuma@att.net

Director: **Tom Wright** ~ *Koi Health*
(951) 990-5479 ~ TomWright@inlandkoiociety.org

IKS HELP LINE

Koi Health, K.O.I. Rep.: **Spike Cover** ~ (949) 855-2371

AKCA Representative ~ **Mac McClain** (951) 398-7048

Librarian: Books & Videos listed on IKS web-site
Audrey Rowland ~ (951) 233-3671

Database: **Orville Hanson** ~ (951) 682-3107

Web Master: **Alecia Everett** ~ ikswebmaster@yahoo.com

Badges: **Jack Marrin** ~ (909) 792-3603 ~ jack@marrin.com

Sunshine: **Francine Hoffman** ~ (951) 781-8209

• **When calling our volunteers, you might get a recorded message. Please suggest a time when you're home to receive a return call, or when you would like to call back.**

• **Remember that phone advice is given based on your input; the ultimate responsibility for treatment remains with you.**

We will return this month to our 2:00 to 5:00 pm meeting time and make a first-time visit to the ponds of **George & Juli Ramirez** in Claremont. They joined us just a year ago when we met at the Marrins', and immediately committed themselves to active participation in the club. They were interested even then in hosting a meeting, but had a lot more land— and hardscaping they wanted to finish; in fact, when we visited, they were finishing an expanded flagstone patio area, a fire pit, and a sitting wall across the back — casual seating and more room for our chairs!

George & Juli have been married 15 years, moving here October 7, 2006 (a memorable way to celebrate George's birthday) from Montebello — certainly not getting closer to work! George ride-shares to L.A. where he is the maintenance mechanic for the LA County Waste Management, working night hours and getting home about 2AM. Juli, on the other hand, leaves about 7AM with son Michael, who works in pest control and is studying for state testing. A legal secretary for 20 years, Juli takes the commuter train for a 1½-hour trip to an LA law firm. She is also a part-time student at Mt. San Antonio College, proactively studying for her paralegal certificate to make herself more valuable to the firm ('secretary' positions are disappearing); she's also a notary and real estate signing agent. David, a younger son, studied culinary arts at Mt. SAC and works at Petrillo's in San Gabriel. With all the varied schedules, I think Martha, the boys' grandmother, is the one constant at the house, keeping Cooper, a friendly four-year-old pup, company.

Once settled in, the projects began, starting with a new driveway, front walk, and bigger patio. Although we will enter by the driveway, you'll want to walk to the front door and peek behind the lemon tree or you'll miss the first pond. In 2011, George was ready to try his hand at building a pond; visually hidden from the street, its soothing sounds are enjoyed in the front bedrooms. This gem is a 900-gallon liner pond, 18" deep (per city regulations) with a Skippy filter* made from egg crates, PVC pipe and filter pads; George cleans it once a year. Behind the Skippy is a matala filter, detachable for use as a QT tank. The pond is home to goldfish, notably a 7-year-old carnival fish won by one of the boys and those 10-for-a-dollar kind that raccoons find so tasty. Yes, they used to lose about seven fish a year to the bandits; in fact, one morning about 4:30, five raccoons were seen walking away with their breakfasts! But they haven't seen any of the critters in the last four years.

With the hardscape done, the next job was to remove all the lawn in the backyard, level the ground, and bring in Eric Triplett to get his vision of the pond possibilities. The resulting 2600-gallon liner pond was finished in 2013. It is 26" deep, has no bottom drain, and utilizes one of the Helix biomechanical skimmer filters in the left end (hidden under a stepping stone). There's also an up-flow filter with 200 pounds of volcanic rock and a 1/2hp pump that feeds the two waterfalls. George give the pond a monthly dose of Microbe-Lift Sludge Away to accelerate the biological digestion of organic solids in the rock-bottom design.



Once the pond was finished, Eric's wife — the plant person — came to recommend plant selections for around it. There are conflicting schools of thought regarding plants in the pond, but plants around the pond are usually the finishing touch that takes the pond to the next level. Here are tall elephant ears fronted by rosemary, mint and sage; papyrus and umbrella plants, cut-leaf philodendron, iris and variegated grasses. If anyone is interested in adding elephant ears to their gardens, there are starts, available: simply give the Ramirez's a call and they will have them ready for you at the meeting. Just be warned: George trims his back every two weeks; they're that happy where they're planted!



The latest project was nearing completion when we visited. An expanded flagstone patio was being laid around a new fire pit, with a low sitting wall in the background. This will mean more room for all of our chairs and, if the hot weather returns, space for EZ-ups. The house opens onto a large covered patio where food service will be set up, and I will warn all in advance to watch your feet: there is one step-down the full width of the patio, and we don't want any falls (self included!)



Our speaker this month will be **Spike Cover** with a couple of topics. Spike had a whole professional life (engineering, aerospace, biomedical...) before koi, but started in *fish* when he was just three. He headed AKCA's Scientific Committee for 10 years; founded, planned and staffed AKCA's KHA (Koi Health Advisor) training program, writing and teaching many of the courses including anatomy, physiology, KHV and labs; Directed AKCA's Project KHV (Koi Herpes Virus), identifying and vetting research projects. In 2009, he co-founded K.O.I., Inc.,** an internet-based teaching and learning organization serving the world-wide koi hobby. He is an unstoppable writer and instructor and "incurable fish geek." He and wife Ginger are members of sever koi clubs, including ours. Spike will remind us of the steps we should take in the Fall to prepare our ponds and koi for Winter; he will also talk about K.O.I.. Bring questions!



And bring your chairs and your favorite potluck dish, and come prepared to relax for another afternoon of koi learning. Consider your level of involvement and whether you can up it a notch in the coming year. We'd love to have some new faces and fresh ideas on the Board!

See map top of next page....

* *Unfamiliar with the Skippy filter, I researched it and found the website <http://skippysstuff.com/biofiltr.htm>. This is a fascinating and fun read with lots of illustrations.*

** *Check out <http://koiorganisationinternational.org> [Note the spelling of organisation with an 's', the international form.]*



Getting to the Ramirez' may take more surface street than freeway, as they are just north of Baseline above the 210 Fwy, and there seem to be few off-ramps nearby. Monte Vista and Indian Hills are both exits north off the 10 Fwy, then enjoy about a 3-mile residential ride north to Baseline.

You can exit the 210 onto E. Baseline and head west about one mile to Indian Hills; turn right, and Monterrey is the next right.

If you plan to pick-up food for the potluck close to the meeting, your best choice is probably Indian Hills north off the 10.

2 Koi Guys
Scott Zehm
Robert Walters
951 237-2508

- INSTALLATIONS • PONDS • FILTRATION
- DESIGN • CONSTRUCTION • MODIFICATIONS
- YOUR UV LAMP SOURCE • LINER OR CONCRETE

Thank you to
Dain Corrales of Nijikawa USA
 and
Iva Gaglione of Ultra Balance
 for so graciously supplying
 Inland Koi Society
 with a nutritional food supply for our
 Koi Rescue Program.

WELCOME TO OUR NEWEST MEMBERS!

We look forward to getting to know you and hope you'll find a fun & rewarding association with us. We offer you the advantage of years of experience (mistakes and all), and there are enough new-to-the-hobby members that no one should feel foolish asking questions. Ask away ~ there's something to learn from everyone!



06/13: John & Kelly Walburg
 2293 Kemper Ave ~ (909) 398-1414
 Claremont 91711



06/13: Mark Corser
 3851 Ashwood Circle ~ (951) 741-0389 cell
 Corona 92881



06/22/16: Eric Huizar
 212 Creighton Circle ~
 Claremont 91711



09/25: Alicia Brown
 1340 Ramsgate Drive ~ 951.283.1441
 Corona 92881
 abrowncorona@yahoo.com



09/25: William & Karen Collom
 41186 Marseille Court ~ 951.852.1984
 Murrieta 92562
 karencollom@verizon.net



09/28: Christine Bristol & Steve Lindsley
 27536 Swallow Court ~ 951.970.5768
 Temecula 92591

Write these folks into your Directory and seek them out at meetings. Make them welcome! More than members, make them friends!

Note these lousy photographs! Donise Lei has been taking portraits of members at meetings all year, but if you haven't come to a meeting, she's missed you.

This a last call for sending me "selfies" for the Directory, which is almost finished. Have a friend or a neighbor take a photo of you, then please forward it to me at milfeld@msn.com.



If you're really good at real *selfies*, you can do it yourself. Couples, please keep your heads close and fairly level with each other.

Thanks in advance! ~ Peggy



Entering Laura & Steve's Nyirady's backyard was like walking into Disneyland. The fairytale mother-in law's house and everything all so well-maintained, as if everything has been freshly painted – overnight! At the same time, the grouped plantings of birches and other mature trees look so natural. You ask yourself, are these Laura and Steve's planting designs, or is this yet another phenomenon of nature itself? The sound of the breeze rustling through the leaves, kissing your face and wispings your hair – was a treat! Color was everywhere, with dahlias and potted ivy geraniums poking their heads into every conversation!

An example of the care Laura and Steve give, even to the tiniest detail, is their gorgeous indoor aquarium. Every planting is green and healthy, colored with bright fish who look content. However, some months ago Laura noticed their aquarium plantings looked unhealthy and were covered with a film. After some internet research, they suspected a possible bacterial infection. Erythromycin was the recommended treatment. It worked! Today, the Fales family and others sat with Laura on the living room floor, mesmerized by the beauty of the aquarium and Laura's story.

Their care extends to us as well! I'm sure we've all benefited by their gifts of shared advice, concern and practical wisdom. Their care also extends far beyond their own home, gardens and club – they've helped maintain the Edward-Dean Museum pond for years and have recently returned from a teaching mission in Thailand. Family is paramount, and family group portraits hang royally over their fireplace. A smile on her mother's face in one of the photos struck me immediately; Laura has wonderful stories about all of them, especially her dear mother! Noticeably, all décor has an Asian influence. Why not? Laura was born in China and raised in Taiwan.

The potluck opened with three tables set on the terrace, one in the shade for cool dishes, one in a sunny spot of the hot dishes, and one under the birches for the desserts! A vegetable curry with half-and-half brown and white rice was prepared by the Nyirady's daughter-in-law; mini-hot dogs in buns were brought by Aiko; and there was pecan pie, to name a few buffet items! Eric Triplett loved the lunch, especially the "squash lasagna."

Rob opened the meeting with one of his carefully selected jokes, this month about a sea captain. . . . Then he introduced Laura & Steve to the members. Steve explained they had just returned from a month-long trip to Thailand. On their return, their luggage was lost in Shanghai; they finally received it just four days ago. During their absence, they experienced a "break-in" robbery at home, with tools and home items stolen. The Nyiradys thanked **Randy & Pauline McGarvey** for watching their pond, cleaning filters and skimmers, while they were away, and presented them with a gift from their travels, a Thai Turtle.

In his pond talk, Steve shared that one of his big struggles has been algae. . . green slimy stuff, even admitting, with a smile, to using AlgaeFix: "One cup of AlgaeFix works in a bind." He ordered and has received the **ProfiDrum CombiBio**, an "all-in-one" mechanical filtration unit, made in Holland. Each ProfiDrum CombiBio model comes with an integrated high-pressure pump to ensure the proper cleaning of the

drum screen; it has an air pump for the moving bed. You simply install the control box, connect your plumbing, and you are up and running. Steve hoped to have it installed by the meeting; it's set in place, but it still needs to be "tweaked and balanced." He offered to show it to anyone who was interested. He went on to describe his smaller pond, cautioning members never to run hose water into your pond without a timer! He has lost koi during this process of refilling with fresh water. Another warning concerns a UV bulb: With a new bulb end of June, last week he had a green pond. Laura said to check the UV light and, when he did, it wasn't working. Experience has led them to believe that a UV bulb's shelf life is not as long as advertised. (This one lasted 2000 hours – three months!) If you have a green pond, check your UV. Steve answered several good questions from the members.

Rob introduced our speaker, Eric Triplett, one of the nation's leading pond installers, who has perfected one of the most interesting



Eric Triplett and skimmer

new skimmers on the market. Having won the 2012 **PONDTrade** Product of the Year Award, his Helix Pond Skimmer is a singularly unique design. He is also the owner of The Pond Digger Company in Yucaipa, CA. Eric explained his personal history and the slow evolution of his Helix Pond Skimmer.

By 2006, Eric had built 600 ponds and seen many skimmers. He dissected and studied all the skimmers he had used, documenting the specifications. In 2011, he listed the pros and cons of all the skimmers he had studied and installed. The resulting skimmer is a round-body skimmer with a large, 12-inch, water-level opening on top instead of a weir door. This skimmer becomes an extension

of the pond itself, with fish able to swim safely in and out of it. According to Eric, "The Helix Pond Skimmer utilizes a floating-basket skimmer which is safely mounted in a large, open-face skimmer." The *Helix* name was inspired by his view of the roads on Mount Helix in San Diego County and the pattern of water over the floating catch basket.

"Not only is this skimmer fish-friendly," Eric said, "but it holds a huge amount of leaves and debris due to the helix flow pattern that stacks leaves against the walls of the debris basket." With tens of millions of pools utilizing this same type of floating skimmer, the system has decades of success behind it. As The Pond Digger put it: "This is not the first floating skimmer – but it is the first externally mounted, fish-safe, high-capacity, high-flow skimmer available and it's made right here in the USA!" At this time, Eric offers these *made-by-contractors-for-contractors* skimmers to other installers through The Pond Digger Company (theponddigger.com). There were many questions for Eric that were well received and answered.

With much delight and buzzing among the members, Rob conducted the Raffle; the excitement stemmed from Eric's donation of his skimmer to the raffle, and Rob wanted it. Restraining himself and refusing to draw the numbers, Nick did the deed; *Eric Fales won it!*

Rob sincerely invited members to attend the directors' meeting this Wednesday, August 31, at his home. Everyone was invited!!

Thank you, Laura & Steve – we CARE about you!

~Respectfully Submitted, Norma Marrin, *IKS Secretary*
PONDTrade magazine has an interesting article about Eric in the current issue; read it online at <http://www.pondtrademag.com/>.





Japanese Garden at Washington Park, Portland Oregon

These koi are trained to respond to different 'warnings' from their keepers: three solid raps of a wood pole on the deck alerts them to predators nearby and they go to hiding places or to the deepest side of the pond, another set of raps calls them to feeding. The enormous pond is monitored 24/7, and there is a local "koi lady" who visits monthly to inspect each fish and to treat any problems. A QT tank is maintained behind the scenes. We believe she is from one of the area koi clubs, but we couldn't get her name nor get contact back from the clubs, and so missed attending a meeting while there.



The pond flows throughout the garden and is complemented by a separate stream system without koi. An exquisite work, and in the process of being expanded.



Filter for Sale

Here are the details:

- 200-gallon polyethylene tank
- perfect for up-flow rock/gravel/sand filter
- easy clean w/air
- False bottom, water distribution manifold, air manifold, fittings (valves & plumbing)
- Three 5-gal buckets of #12 silica sand
- 1/15hp Lim pump - 3,000gph max

\$75 takes it all

Buyer must pick up in Mission Viejo

Contact Spike Cover ~ discover1@cox.net ~ 949.855.2371

Wanted!

**One Koi Pond and Garden to participate in the 2017 Riverside Flower Show & Garden Tour
Saturday & Sunday, April 8-9
[and a brief pre-tour the weekend before]**

Contact Sheila Cocco to volunteer:
coccographicservices@gmail.com
951.452.2639

Tell her you're from IKS!

Most of the year we have no problems checking on our koi. As long as our water is clear, we can do visual checks at any time. We know if they are feeding, we can see unhealthy skin and takes steps to diagnose and correct problems. But as cold weather sets in and we stop feeding, we also tend to stop visiting them daily. As their activity levels slow and they sink to the bottom warmer reaches of the pond, we may see them lined up side by side, as if they can all fit in the warm spot best that way. We may wonder how they're doing...what they're doing.

Actually, they're not doing much. Their lack of activity is based on their being cold-blooded (*poikilothermic* is the big word) meaning their body temperature is controlled by their environment, *i.e.*, the temperature of their home. Their body functions slow down in response to changes in water temperature, so much so that they don't feed during cold periods. They have reached a state of torpor. It is not fully hibernation, because their inactivity is generally briefer than true hibernation, but the parallels may be drawn between the two: metabolism has slowed, as have reaction times; breathing rate is reduced as are the primary body functions; they are saving energy that would be needed for greater activity.

Some koi keepers suggest that the fish will benefit from a cold period, yet prolonged cold spells are not beneficial, for there is a risk that their immune systems will fully shut down, leaving them defenseless. This is generally NOT an issue in our Southern California location, but certainly one for those whose ponds suffer long winters under ice and snow. There they must also deal with noxious gases, like ammonia, being trapped under the ice, and therefore must keep an opening in the ice.

A maximum low water temperature is 34°F; below that, ice crystals can form on the gills and kill the koi. Such a temperature may be possible in our mountain areas where snow is common in Winter, but not for most of us. There are those who add salt to their ponds, but they should be extra careful with in cold months. Salt can make your water's freezing point drop to below 30°F, which will kill the fish. If salt has to be used for a health treatment in cold weather, the salt levels should be diluted in Winter months.

Properly prepared, our ponds and our fish should weather Winter with ease and Spring will bring our koi out of their torpor. On Sunday, Spike will give us good guidelines for preparing our koi for their long Winter rest.

The Meanings of Koi in China

Koi were developed from common carp in ancient China and were later transferred to Korea and Japan.

Carp were considered a **symbol of strength**. Koi are constantly swimming upstream and against the current; because of this, their image is used to represent **strength, independence, perseverance, ambition** and **good luck**.

The fish is symbolically employed as the **emblem of wealth** or **abundance** because of the similarity in the pronunciation of the words *fish* and *superfluity*, and also because fish are extremely plentiful in Chinese waters.

Owing to its reproductive powers, it's a **symbol of regeneration**. Additionally, as it is happy in its own element or sphere, it has come to be the **emblem of harmony** and **connubial bliss**. As fish are reputed to swim in pairs, so a pair of fish is **emblematic of the joys of union**, especially of a sexual nature.

It is also one of the **charms to avert evil**, and is included among the auspicious signs on the Footprints of Buddha. "The fish signifies freedom from all restraint. As in the water a fish moves easily in any direction, so in the Buddha-state the fully-emancipated knows no restraints or obstruction."


The carp, with its scaly armor, which is regarded as a **symbol of martial attributes**, is admired because it struggles against the current, and has therefore become the **emblem of perseverance**.

~Reference: Chinese Symbolism and Art Motifs by: C.A.S. Williams

The Meanings of Koi in Japan

Koi Fish in Japan mean **good fortune** or **luck**. They also are associated with **perseverance in adversity** and **strength of purpose**. The Koi symbolizes good luck, **abundance** and **perseverance**. They are symbolic in Buddhism to represent **courage**. Today the fish are considered **symbolic of advancement materially and spiritually**.

According to Japanese legend, if a koi fish succeeded in climbing the falls at a point called Dragon Gate on the Yellow River, it would be transformed into a dragon. Based on that legend, it became a **symbol of worldly aspiration** and **advancement**.



Why Join K.O.I.?

- Discount on E-Books - 20%
- Discount on Courses - 10%
- Access to GROUP BUYS
- Access to Archived Articles
- Access to new Articles before anyone else sees them!
- More information than you can imagine ~ all at your fingertips!

Support
Koi Organisation
International, Inc.
When you shop at
smile.amazon.com
Amazon donates.

Guide Supplement
Free with renewal

Time to renew membership with
K.O.I. ~ NOW ONLY \$15

2017 Membership (October 2016 thru September 2017)

With renewal, receive the current waterproof Supplement to add to your Guide. Keep track of all your pond parameters and notes about events and treatments in your Guide, which can be written on in pencil and erased.

koiorganisationinternational.org

If you're not havin' fun, you're not doin' it right!

INLAND KOI

Quality Japanese Koi
& Pond Supply



Importers of high quality
Japanese koi.
Complete line of koi &
pond supplies.

Our Fall Koi Buying Trip starts
Thursday, October 13
"New Arrivals" page to be updated.

"Fall Sale Special!"

Up to 40% off with free shipping.
Check our availability!

**18122 Mt. Washington St.
Fountain Valley CA 92708**

Store Hours:
Daily 10:30am-5:00pm

Phone: (714) 438-0087
Website: www.inlandkoi.com
Email: inlandkoi@inlandkoi.com

THE BEST QUALITY
Japanese Koi
AT A REASONABLE PRICE!

COMPUTER REPAIR & SERVICE

\$45
Per Hour
for Repairs

Special Service
Pkg. Available
(Commercial
& Residential)



L and E
Integrated Solutions

Linda Kushner
951-333-4147
lindakushner1@gmail.com

- Remove viruses & Malware
- Install security protection
- Maintain & manage computer via remote access
- Train you in Windows applications
- Backup and data recovery
- Will be your IT consultant
- Troubleshoot any hardware
- Cell phone apps installation & training
- Expert staff with over 30 years experience

\$500 OFF
Repairs

1st time customers
Valid w/coupon only • Not valid w/other offers

HARRISON'S KOI FARM

POND KOI • SHOW QUALITY KOI
2000 KOI on display from 3" to 30"

Specializing in hard to find varieties

- KOI FOOD
- SUPPLIES
- EQUIPMENT
- CONSULTATION



Terry & Koren Harrison
5580 / 5582 Rio Road
Riverside, CA 92509
(951) 369-9998

IKS has lost another precious friend from our family.

Marion — I always called her ‘Mom’ — came to our meetings with Alan Pollock, all the way from La Quinta in the desert. A lifelong friend of Alan’s, he took her into his family about 20 years ago, caring for her as a son would. She’s been slowing down since 2012, but that’s almost expected, yet Alan always said she had something of a ‘rejuvenating gene’ all her own.



Chatting at the last meeting, Alan said Mom had been okay in May, but recent medical care seemed to have caught up with her. A year and a half ago she needed a pacemaker, which made her “like a 50-year-old.” She was given heavy doses of whatever drugs were necessary, and all the drug treatments had so many side effects....

Mom had been in the Hospital on and off in the past year, but always in good spirits. She got an intestinal fungal infection and then sepsis, and the body couldn’t take it all.

Alan wrote the briefest of biographical notes to me with the latest pictures, calling her Marion...never a last name:

Sending a photo (ok two) as you had asked of Our little Taxi Dancer. (yep, back in the 30’s she danced at the Los Angeles clubs for \$.10 cents a dance... won contests and awards while dancing, too.) Friends from Canada have had a marker made to go beside our pond where Marion loved to sit and watch the fish and enjoy the peace of the yard; it reads,


Marion

Dancing with the Angels

Forever in Our Hearts

1915 – 2016

Marion at 101



Our speaker commented on the “Squash Lasagna” on the potluck table, and a few others asked about the recipe. Here is the original recipe, with notes on the variation served.

Yellow or Zucchini Squash Pie ~ (with GF option)

Servings: 6-8 ~ Yield: one 10-inch pie [double for a 9 x 13 pan]

Ingredients:

- 4 C zucchini (or a mix of squashes) in thin slices
- 1 medium onion, chopped
- $\frac{1}{2}$ -1 C butter
- 1 tsp oregano
- 1 tsp basil
- salt and pepper
- 2 eggs, beaten
- 2 C mozzarella cheese, shredded
- 1 (8 ounce) package crescent rolls
- 1 Tbsp Dijon mustard
- Diced red, yellow and or green bell peppers

*[For a Gluten Free crust, use fine-crushed tortilla chips or Fritos; spread evenly in bottom of prepared pan and drizzle with a little melted butter or sprinkle with some shredded cheese to hold it together as it bakes.]

Directions:

1. Melt butter in skillet. Add squash, onions, salt and pepper, and spices. Cook until tender, about 5 minutes.
2. In a small bowl mix together the eggs and the cheese; add to the squash mixture and cook, stirring, to begin setting the eggs.
3. Meanwhile, line one 10-inch pie pan or a square pan with the rolled out crescent rolls. Spread 1 tablespoon of Dijon mustard on the crust. Pour the squash mixture into the pan.
4. Bake at 350 degrees for 30 minutes.

- Since I rarely follow a recipe exactly each time, this can have many variations, but it is usually made gluten free with the chips; I do not use the mustard on the chips, but will add it to the eggs.
- I usually use a quiche pan; with the 9x13 pan, all was doubled.
- A combination of green and yellow zucchini, yellow crook-neck, Mexican squash, whatever is available, adds more flavor to the mix.
- Any kind of shredded cheese(s) may be used; one of my favorites is white cheddar with horseradish. Goat cheeses, even bleu cheese, add great flavor.
- For a little heavier option, leftover (planned-over) steak may be added, or bacon or ham. Add a big green salad and dinner or brunch is ready! Great reheated, too.

Thanks for asking! Have fun with it!

Great Resources Are Available In Our



IKS Library
Call Audrey for books & videos
951.233.3671



**Clear your calendar!
We'll need your help...**

**The Auction is the biggest,
most profitable project of
IKS, and we only do it
every other year.**

Plan to volunteer when asked.

Saturday, 3 June 2017
Koi Auction & Used Equipment Sale



PROFESSIONAL QUALITY KOI FOOD

- DOES NOT CLOUD WATER
- EASY DIGESTION
- IMMUNE SUBSTANCE ADDED
- COLOR ENHANCING



ISO 9001:2000 REGISTERED (UKAS,ANAB)
YOUR QUALITY ASSURANCE

Aqua Delite®

FREEZE DRIED SHRIMPS &
FREEZE DRIED SILKWORM PUPAE



- HIGH IN PROTEIN AND NATURAL NUTRIENTS
- GOOD SUBSTITUTE FOR LIVE AND FROZEN FOOD
- FOR FRESH OR SALT WATER FISH




DISTRIBUTED BY:
UP RIGHT TRADING CORP.
TEL: 626-579-0578
TOLL FREE: 877-424-3364
E-MAIL: sales@uprighttrading.com

- HIGH IN PROTEIN FOR RAPID GROWTH
- BETTER SLIME PROTECTION
- HELPS TO RESIST BACTERIA AND PARASITES

© 2012 Up Right Trading Corp. All Right Reserved.

17th Annual Golden Empire Koi Show



October 21-23, 2016
Kern County Fairgrounds
1142 So. P Street, Bakersfield, CA 93307
Sponsored by
The Bakersfield Koi and Water Garden Society

| | |
|--|---|
| Show Chairman: Ron Unruh secretary@bkwgs.com (661) 619-6353 Fish Check in • Friday noon to 6:30 pm • Saturday 8:00 am to 9:00 am | Vendor Coordinator: Malise Unruh president@bkwgs.com (661) 378-6137 Exhibit Hours • Friday Noon to 7:00 pm • Saturday 10:00 to 7:00 • Sunday 10:00 to 5:00 |
|--|---|

For Show Forms visit www.bkwgs.com

Sign up for Our Thanksgiving Feast Sunday, 20 November

It has become a tradition to celebrate the end of the year together with a Thanksgiving Feast with all the trimmings. The club provides the turkey, the Malls provide a beautiful place to gather, and we potluck the rest of the menu, sharing old family favorites or trying out new recipes before we serve them to our families. And we take reservations so we'll know how much meat to buy and how many tables to set.

There will be a sign-up list on the registration table at the October meeting, or you can call the Milfelds and leave the message of name, number of mouths, and your menu choice. The options are listed here:

- **Stuffing or Potatoes ~ mashed, yams, cheesy...**
- **Vegetable Dishes ~ all the family favorites...**
- **Salads, any kind ~ green, fruit, molded...**
- **Muffins, Rolls, Breads...**
- **Desserts, any kind and all the favorites!**
- **Other Items, including Appetizers...**

The list-to-date will be printed in the November newsletter as a reminder, and if you didn't sign up in October, you'll still be able to call in.

Contact Nick & Peggy and sign up!
951.780.7395 ~ or email milfeld@msn.com

| | | |
|-----------------|--------|--|
| OCTOBER | 21-23 | 17th Golden Empire Koi Show ~ Kern County Fairgrounds, 1142 So. P Street, Bakersfield. Sponsored by Bakersfield Koi & Water Garden Society ~ www.bkwgs.com |
| | 21-23 | Mountain Artists Studio Tour ~ self-guided, 11am-5pm ~ Tickets available at Mountain Arts Gallery in Lake Arrowhead Village... \$20 donation ~ www.mountainartsnetwork.org |
| | 22-23 | Fall Plant Sale at UCR Botanic Gardens ~ Public Sale, 11am-4pm Saturday; 9am-3pm Sunday ~ nearly 10,000 plants, more than 500 varieties of CA Native & CA appropriate plants. View the complete list at http://gardens.ucr.edu/events/fallsale.html |
| | 23 | IKS POTLUCK MEETING ~ 2-5pm / Hosted by George & Juli Ramirez, 198 W. Monterrey, Claremont 91711 ~ 909.626.0261 |
| | 28-29 | Ghost Walk Riverside ~ Live music, vendors, kid' carnival; 5 walking tours (G, PG, & PG-13) ~ Main Street Mall, Downtown Riverside ~ 951.787.7850 ~ crballet.com |
| | 30 | "Tribute to the Beatles" concert ~ Old Town Community Theater, Temecula ~ 1.866.653.8696 ~ temeculatheater.org |
| NOVEMBER | 31 | Hallowe'en & Harvest Festivals ~ Join friends & Neighbors at a local school or church to celebrate with kids of all ages! |
| | 11/2 | IKS BUSINESS Meeting ~ 7pm / <i>Members welcome!</i> Hosted by Nick & Peggy Milfeld, 1644 Northhampton Dr., Riverside 92506. Dinner |
| | 5 | Annual Wine Walk ~ Canyon Crest Towne Center ~ 4-8pm ~ 5225 Canyon Crest Dr., Riverside ~ Advance \$35 wine & food, \$20 food only; or \$40 wine & food, \$25 food only. Cctebusinesscommunity.com |
| | 20 | IKS THANKSGIVING FEAST ~ 2-5pm / Hosted by Jerry & Pat Mall, Temecula. IKS provides the turkey; we bring the rest! Elections. |
| | 24 | Celebrate your Blessings with Family & Friends!  |
| | 22-27 | Festival of Trees: for the love of a child ~ Riverside Convention Center. Info at 951.486.4213 or RUHealth.org/Foundation/SpecialEvents . |
| DECEMBER | 25-1/7 | Festival of Lights ~ Mission Inn, 3649 Mission Inn Ave., Riverside ~ Switch-On Ceremony 11/25 at dusk. Awesome!! |
| | 30 | IKS BUSINESS Meeting ~ 7pm / <i>All members welcome!</i> TBA |

ELECTIONS 2016 IS IT YOUR TURN??

Elections will take place at the November meeting to fill the **2017 term**. Consider carefully what you want out of IKS and whether you can give a few extra hours a month to help keep us moving forward with continued success.

Taking an office means adding a two-hour Board meeting on the Wednesday night after our Regular meeting to your schedule.


And don't be afraid of the idea of becoming President: it's a one-year term (a second is ok) keeping the board meetings running smoothly, emceeding Regular meetings (polishing your public speaking persona), and working with all the other crazies on the board. Secretary (takes minutes at the meetings) and Directors (help make decisions for the club) are elected for two-year terms. A couple could do it together and make it a monthly night out with good koi friends!

Questions? Call Tom Wright (951.990.5479) or Ed Kushner (951.520.0092) and ask away! It's only a small commitment to a great club.





INLAND KOI SOCIETY
5198 ARLINGTON AVE., #146
RIVERSIDE, CA 92504
Return Service Requested



Visit our website: www.inlandkoi.org