

The Inland Koi Connection



**THE OFFICIAL
NEWSLETTER
OF IKS
ISSUE 256
AUGUST
2018**



**IKS General Meeting
Sunday, August 26 ~ 3-6 pm**

**Hosted by
Steve & Laura Nyirady
38431 Acorn Way
Yucaipa 92399
909.790.7607**



The IKS Board meeting time is the second Sunday evening at 5:00 or 6:00 pm; they share hosting the meetings and providing simple refreshments. Members are welcome to attend, but should let the hosts know their intention to do so.

August 5 was hosted by the Milfelds at 6PM, following dinner at 5PM; 12 attended, including Bob & Linda Stockdale, who submitted their membership application at the meeting. (Welcome!)

- **July 22** at the *Whalens* and the *Ballous in Fountain Valley*: A long drive again, but worth the trip to visit 4 ponds. Sadly only 30 attended, but we welcomed **Stan Suh**, our newest member, and **Aiko Howo** returned with **Frank Painer** (son of 'Koi Jack') who has been remodeling her pond and filter system. Wine tasting was fun, a relaxing diversion.
- **Membership** is up to 79, with 12 new members since January.
- **We need a host and meeting site for the Sept. 23; call Ed Kushner to volunteer.**
- **Koi Rescue:** •No recent calls. Ed has been working to reduce the number of koi in QT, placing four at Dos Lagos shopping center and more at a golf course. Tom's Farms received 10 small and 3 medium koi for its pond, and has asked for advice to get a better filtration system there; Brenda Aker has been the contact person with Tom's Farms.
- **Inventory:** Larry submitted a complete inventory listing for the club's properties in the storage facility.
- **Outreach Proposal:** Norco HS is in favor of the "Project Pond" proposal. The Ag teacher wants to wait until school begins to know how many students will be involved in the work. She has connections to get materials, and KCSD's Vagabond Koi program also collects equipment, which they have tentatively offered, and also asked if they could share the idea with their club. Ed Brown offered to take a couple of his men to the HS to help them install the pond liner...without charge. Larry reached out to Burt Ballou questioning what the school might need for filtration for the proposed 10'x8'x3½' pond; Burt sent back a full list of equipment recommendations for the project. Copies of *Koi 101* and the *AKCA Guide to Pond Construction* were donated to the teacher.
- **Next Board meeting: Sunday 1 September, at 5pm** at the Leveretts. The Board was adjourned at 7:50 pm.

Peggy Milfeld, Secretary Pro tem ~\('.'')_/

BOARD OF DIRECTORS

President: **Linda Kushner** ~

951.520.0092 ~ lindakushner@inlandkoi society.org

Vice President: **Ed Kushner** ~ *Meeting Sites & Speakers*

Web Liaison ~ Koi Re-Homing ~ Pond Tour Co-Chair

951.520.0092 ~ edkushner@inlandkoi society.org

Secretary: **Monica Dirac** ~

909.887.7497 ~ monicadirac@aol.com

Treasurer: **Nick Milfeld** ~ *Membership*

951.780.7395 ~ nickmilfeld@inlandkoi society.org

Newsletter Editor: **Peggy Milfeld**

951.780.7395 ~ peggymilfeld@inlandkoi society.org

Director: **Brenda Aker** ~

c 951.316.0263 ~ BrendaAker@inlandkoi society.org

Director: **Ed Broomfield** ~

c 909.519.7026 ~ EdBroomfield@inlandkoi society.org

Director: **Deanna Fales** ~ *Raffles*

951.279.0181 ~ DeannaFales@inlandkoi society.org

Director: **Rob Fales** ~ *Pond Tour Co-Chair*

951.279.0181 ~ robfales@inlandkoi society.org

Director: **Larry Leverett** ~ *Properties Manager*

951.781-3887 ~ larryleverett@inlandkoi society.org

Director: **Tom Wright** ~ *Koi Health*

951.990.5479 ~ tomwright@inlandkoi society.org

Director: **Theo Zoetemelk** ~ *Buffet & Banquet Supplies*

IKS HELP LINE

Koi Health ~ K.O.I. Rep.: **Spike Cover** ~ 949.855.2371

AKCA Representative ~ Mac McClain 951.398.7048

macmcclain@inlandkoi society.org

Librarians: Books & Videos listed on IKS website

Jim & Tess Poyle ~ 951.797.3007

Database: **Orville Hanson** ~ 951.682.3107

Web Master: **Alecia Everett** ~ ikswebmaster@yahoo.com

Badges: **Jack Marrin** ~ 909.792.3603 ~

jackmarrin@inlandkoi society.org

Sunshine: **Francine Hoffman** ~ 951.781.8209

•When calling our volunteers, you might get a recorded message. Please suggest a time when you're home to receive a return call, or when you would like to call back.

•Remember that phone advice is given based on your input; the ultimate responsibility for treatment remains with you.

•You can call our Librarians to request information on a particular topic and they will bring it for you to the next meeting, or make other arrangements to get it.



It has been a couple of years since we visited **Steve & Laura Nyirady** in Yucaipa, and they have graciously opened their home to us again for the August meeting. Because we are still suffering Summer and the thermometer will likely spike again, we'll move to the Summer schedule to meet at 3:00 to 6:00 pm.

Many of you don't yet know Steve & Laura. Laura was born in China to missionary parents and grew up with two languages. She came to America for college and met Steve. Both finished their schooling, she with an MS in nursing, he with a PhD in microbiology; then, as a team, they traveled and taught, serving stateside in Massachusetts and Tennessee, and further afield in Hong Kong and the Philippines. In Tennessee, they enjoyed teaching an *Intro to Tropical Marine Biology* class, involving two weeks on campus and a week of diving with the students. That's a shared passion that pairs wonderfully with classes in *Tropical Ecology*, which Steve & Laura have also taught in the Bahamas, Grand Cayman, Belize and Indonesia, allowing them to dive in the best of places.

The first time the Nyiradys visited an IKS meeting, in August 2004, they were returning to California from Tennessee where they had a natural stream-fed backyard pond. The house they bought in Yucaipa had an unfinished pool full of years of debris and rain scum, but they saw past it to gardens and a pond. They joined IKS to learn more before they began the project, but by 2006 they were gone.

They were not officially into koi keeping in Tennessee: after all, they were purchasing the majority of their koi from places like Walmart. However, those koi were "family" to Laura and when they moved to Yucaipa it meant two trips to Atlanta to air freight six boxes of fish. Believe it or not, most all of them survived, despite the fact that the primitive, unfinished small pond in their new backyard was not set up for effective koi keeping.

It took them years to fix the pond, rebuild the stream, and convert the one-third finished swimming pool into a combination koi pond and gazebo location. Their koi project has evolved over the past 16 years with extensive personal labor and expense. Steve has learned a lot, he says, not the least of which is that retrofitting and rebuilding projects involve significant creativity and manpower. Ideas and experienced advice from the members of IKS have been invaluable in this protracted journey.

The Nyiradys returned in 2011, as finished with their pond as they thought they'd ever be. They both retired in 2012 and have been enjoying their various passions ever since. They have just returned from having been overseas in Sabah, Borneo, diving and eco-touring for the past month. A favorite previous trip was a week spent coral wall diving around Bunaken Island off Manado in Indonesia. Bunaken has some of the greatest diving in the world, is a habitat to 390 species of coral, and has a mean sea temp of 82°F (temperate water is 60° to 75°). A distinct feature of the area is an 82' to 160' vertical coral wall which is inhabited by 13 coral genera, plus about 90 fish species and abundant seaweeds and grasses—a tropical diver's paradise!

Back to the pond... The former yard disappeared, giving way to fruit trees and a kitchen garden, which satisfies their vegetarian preference with the fruits of their own labor. The pool became two ponds and a stream with bridges, low waterfalls, flagstone and gravel paths, wooden decks and a lovely gazebo, all set in a care-



fully planted landscape. The ponds have EPDM rubber liners and are about 2 to 4½ feet deep. Beautifully done stonework conceals the liner above the water line, and the Nexus drains are plumbed so they can use the water to irrigate their gardens when the filters are cleaned (*Something each of us should be doing!*).

Steve had a great filtration system, but with some shortcomings. His 'pond' is three separate systems that look like one. He added aerators to each of the ponds and a shade sail over the smaller to reduce sunlight.

- The 4000-gallon main pond has a Laguna 5000 PowerFlo Skimmer-filter with bottom drain that goes to a **Cetus II gravity-fed sieve, feeding a Nexus 200 filter** and a 110w Evolution Aqua UV unit; a 1/4-hp Sequence pump powers this system.



- The 2700-gallon smaller pond has a Savio Compact Skimmer-filter and a 16w UV light; the bottom drain gravity feeds a **second Cetus II and Nexus 200**, returning water through a 40w Emperor Aquatics UV unit. The pump is an 1/8-hp Reeflo 2400.

- The 45' stream isn't filtered but has a drain and recirculation.

What's the problem? **Cetus sieves** remove a large part of suspended solids, but their sieve pore size is only 300 micrometers, and that allowed a fair amount of the smaller particles through. Steve had added filter pads to the outflow from each Nexus to collect more algae and fine debris, but during Summers he was cleaning the filter pads every day!

The solution was to replace the Cetus/Nexus filters on the large pond with a **ProfiDrum CombiBio all-in-one rotary drum filtration (RDF) unit**, which came with an integrated high-pressure pump to ensure the proper cleaning of the drum screen, and an air pump for the moving bed... Install the control box, connect your plumbing, and it's up and running. The Profi-Drum has a 70 micrometer pore size that filters out a lot more solids and reduced the need for daily cleaning. Two months ago they bought a **Red Label BioCombo Drum Filter** from Tom Tran at SeaSide Aquatics and have it up and running, so now both ponds are serviced by drum filters. Gives Steve time to prep the yard!

Our guest speaker this month will be **Ed Brown** of **Ponderiffic Adventures, Inc.** He will attack a sometimes controversial subject, "The Value of Aquatic Plants in and around the Pond." There are two schools of thought on this: purists believe a koi pond should have no aquatic plants at all, others—like the Nyiradys—believe plants are an aesthetic and healthy addition as long as you are careful what you choose and how you plant them. Come with an open mind and let's see what Ed has to say. Remember your chairs and potluck items. See you in Yucaipa! 🐸



DIRECTIONS:

- **EXIT FWY 10 at BEAUMONT AVE** in Beaumont.

- Go **NORTH** through the town of Cherry Valley, staying on Beaumont Avenue.

- **BEAUMONT AVE TURNS INTO OAK GLEN RD** as you go along. Shortly after, watch for museum sign on the right hand side of the road, but continue going past the Edward Dean Museum for about 2 1/2 miles. Watch for our signs, too.

- Turn left onto **ACORN WAY**. First house on the left is Steve & Laura Nyirady. Please park on adjoining streets and walk on the **right side** of the driveway, through the black iron gates.

38431 Acorn Way
Yucaipa, CA 92399

MAP NOT TO SCALE

*Celebrating
Many
Long
Years
Together...*



Phil & Rachel Hunter ~ celebrating 45 years on August 11

HOW'S THE HEAT TREATING YOUR POND?

I had a most pleasant chat with Alan Pollock last week as the temperature in La Quinta hit 117°F! He said his pond was taking the heat okay until it hit the 120's. The water had been clear and he had been trying to replace his UV lights, but the heat waylaid him...there's just so much you can do in it! The water turned nasty dark, but that provided some cover for his koi as the heron and hawks had been visiting. He lost four koi this year, presumably to the heron, even though they were too big and too heavy at 30" to be carried very far.

He's been helping friends move north to the Washington side of the Columbia River, opposite Oregon. He was gone during the Idyllwild fire, but came home on Hwy 5 as Redding burst into flames. Drove north again on 395, facing smoke all the way into Oregon, with smoke from a Canadian fire blurring the view across the river. "Two lovely rains..."

He sends "ALL the best to everyone..."

Thank you to
Dain Corrales of
NIJIKAWA USA
and
Iva Gaglione of
ULTRA BALANCE
for so graciously
supplying
INLAND KOI SOCIETY
with a nutritional
food supply for the
KOI REHOMING
PROGRAM



Pandasia Koi and Garden

21185 Canyon Drive, Wildomar 92595

951-265-3691

infopkoi@gmail.com

www.pandasiakoi.com

WELCOME TO OUR NEWEST MEMBERS!

Write these folks into your Directory, seek them out at meetings, and make them welcome! More than fellow members, make them friends!

1/2018: Jowar & Veronica Castro ~ Referred by a Member
783 E. Marshall Blvd. ~ San Bernardino 92404

1/2018: Nicolette Grill ~ Rejoining us again: Welcome back!
P.O. Box 302 ~ Hinkley 92347
cell 714.342.3352 ~ ironmntn2012@gmail.com

3/2018: Tom Nguyen ~ Rejoining us again: Welcome back!
1674 Via Provincia Circle ~ Corona 92881
909.208.5704

4/2018: Altan Ingrahm ~ Referred by Ed Brown
37878 Orlana Court ~ Murrieta 92563
760.277.1983 ~ aroc214@yahoo.com

4/2018: David Kim ~ Referred by Ed Brown
9 Peppermill Lane ~ Pomona CA 91766

4/2018: Ruben Pandes [Pandasias Koi and Garden]
21185 Canyon Drive ~ Wildomar CA 92595
cell 951.265.3691 ~ infopkoi@gmail.com

5/2018: Ruth Terrell ~ Referred by Ed Brown
16399 High Bluff Court ~ Riverside CA 92503
909.519.1968 ~ Terrellclan@msn.com

5/12/2018: Gary & Janet Parks ~ Joined at Pond Tour
Riverside CA 92504 ~ 951.315.8273

5/12/2018: Jeff & Pam Buswell ~ Joined at Pond Tour
3745 Castle Reagh Place ~ Riverside CA 92506
cell 951.538.0080 ~ jeffpamjeffsam@aol.com

7/22/2018: Stan Suh ~ found us on the internet
4724 Golden Ridge Drive ~ Corona CA 92880
cell 714.900.7865 ~ stan@flowlandscape.com

8/5/2018 ~ Bob & Linda Stockdale ~ joined at Board meeting
9979 Timbermist Court ~ Rancho Cucamonga CA 91737
909.774.1125 ~ bobandlindastockdale@gmail.com

8/5/2018 ~ Bill Campbell ~ Referred by Ed Brown
1811 Wesley St. ~ Banning CA 92220
951.922.9708

8/5/2018 ~ Al Lubes ~ Referred by Ed Brown
35334 Smith Avenue ~ Beaumont CA 92223

8/5/2018 ~ Debbie Strangel ~ Referred by Ed Brown
17265 Ridge Canyon Dr. ~ Riverside CA 92506
951.347.9547 ~ dandjoseph@aol.com

8/5/2018 ~ Ron Winsser ~ Referred by Ed Brown
430 West King Street ~ Banning CA 92220
951.849.2967 ~ janetkloos@yahoo.com

New Members: Our Member Directory includes photos of members. If you won't be able to attend meetings for a while, please send me a selfie so you can at least be included in the next update, and we'll be able to recognize you when we do meet!

Email photos to Peggy at peggymilfeld@inlandkoiociety.org

In January 2016, Burt Ballou was our guest speaker, and a most qualified speaker he is: besides his own three ponds, he has built or helped build 350 koi ponds and designed another 150-200 over the years. Speaking to our basically lazy human natures, he suggested that we want beautiful things like ponds, koi as pets, and water gardens. We also want easy, carefree maintenance! He explained that these basic preferences should actually help us design our koi ponds properly.

If a pond that takes care of itself, without daily maintenance is our goal, here are some of the specific elements for designing that carefree, forgiving and easily maintained pond:

◆ Regarding Koi Pond Pumps

Debris should not collect on the bottom of the pond. The pond is like a toilet and the bottom drain is the most important part of it. Burt has 6 bottom drains for his 22,250-gallon pond.

Drains which lead to a pre-filter placed ahead of the pump are important because you don't want all the debris moving through your pump. Pumps are made for moving water. Swimming pool pumps are typically inefficient, while pond pumps are efficient, moving 70, 90, 100 gallons per minute, and using only 2½ amps to lift 5-10 feet of water.

CAUTION: Many filter and pump manufacturers inflate their capacity specifications by a factor of 2.

◆ Regarding Koi Pond Filters

A filter with a vortex (spinning) design is good for gravity feeding debris into a pre-filter. Burt uses a vortex design on his large pond. The bio-filter follows the pre-filter and takes care of removing the ammonia and nitrites in the water. A properly designed pre-filter and bio-filter can allow you to take an extended vacation with little worry over the safety of your koi.

Pressurized filters must be cleaned of debris every other day and, therefore, require more maintenance. There are many designs for both pre-filters and bio-filters and the AKCA guides should be consulted.

◆ Regarding the Structural Design of a Pond

Structural design of a koi pond has many factors to consider. Select a site. It's nice to be able to enjoy the pond from inside the house. Use a garden hose to outline the shape of the pond. Look at it at all times of day and show your family and friends. Formal cinder block ponds should be avoided: square corners inside the pond may cut the fish and can make them sick. Fill in straight inside corners with cement to round them.

Flat bottomed ponds should also be avoided. Look at ponds that have been operating at least five years and listen to any complaints or successes the owners have.

The ideal depth is 3-6 feet. More than 6 feet of depth makes the fish look very small. The ideal is a sloped bottom with ½" to 1" slope per foot to move debris to the drain.

◆ Regarding an Overflow Pipe

Ponds need overflow protection with a 3"-4" overflow pipe.

◆ Regarding Waterfalls

Waterfalls should face to the north; south-facing waterfalls could grow algae more readily. You want winds coming from

behind the waterfall. Place a pond and waterfall where they can be seen easily from a kitchen, dining room or living area.

◆ Regarding the Drought

Several members expressed concern over the amount of water needed to maintain our koi ponds. Burt explained that this water is considered "living water." The water changes are needed to support the life of our fish. Ideally, we should recycle pond water into existing gardens.

◆ Regarding Cement Ponds

Burt's 22,250-gallon swimming pool-pond is cemented. He recommends Red Label Cement Mix because it contains a concrete hardener additive which hardens the concrete faster, makes it waterproof, and stronger. This is sold in 6.5-lb bags.

Cement is poured into the deepest part of a pond first, then is troweled with the grain and in the same direction. Changing direction as you trowel many open the pores of the cement.

Thickness of the pond depends on the depth. Burt's main pond has 4" thick walls. Page 13 of the booklet, *The AKCA Guide to Pond Construction* will help you determine the thickness of your pond.

The top edge of the pond should be thick and strong enough to hold decorative additions such as boulders without cracking the concrete. The booklet also explains how to speed the process of leaching lime from new concrete.

Fill the pond with water immediately to prevent any cracking: fill to overflowing. You can spray the sides lightly with water as you are filling to prevent cracking. Refill before introducing any fish into the new pond.

◆ Regarding Pond Salinity

A calibrated salt meter is used to determine the salt content in your pond. Check salinity several times for a comparative value. Remember that you are measuring the salinity of all the water in your SYSTEM, not just the number of gallons in the pond basin.

Use a water meter attached to the hose when filling your pond the first time. This is not always easy to measure accurately with your house meter because of water usage inside the home.

Alternatively, use the formula to determine pond volume:

Length (average length) x Width (average width) x Average depth x 7.48 = Pond Volume. [L x W x D x 7.48 = Volume]

A volume calculator may be found on the Internet at www.pondpetsusa.com/calculator.html

A bit of wisdom: If something goes wrong it will happen fast.





Mark & Charlene Whalen were gracious hosts, even forgiving my repeated misspelling of their name. Thank you!



The pond curves 50 feet around the patio, and the 22-foot long waterfall, only six inches high, provides the perfect soothing sounds for quiet relaxation indoors or out.



Welcome to **Stan Suh**, new member: it's good to have you join us! And Welcome back to **Aiko Howo**: we missed you!

A collection of faces to decorate the garden wall...



It was a select group that stayed later to participate in the promised wine tasting. Mark chose four special wines for us to taste, and even brought out the good wine glasses to do it up right; he also put wines on the raffle table.

- 1) Canals & Nubiola Cava, a sparkling wine from Spain, \$16.95, 2/\$17
- 2) 2016 Chardonnay: *Four Vines The Willing*, \$17.95
- 3) Longhand Cabernet Sauvignon Alexander Valley, \$29.95
- 4) Reserve Lot 25 San Bernabe red blend, \$29.95

If you don't like a wine, there's a 'toss it' bucket for emptying your glass before it's filled for the next taste.

Mark offered \$5 to whoever would drink it, and others raised it to \$15. Our designated driver, who just doesn't drink, never did get paid for his bravery! ☹️



Imagine: in tasting wines, the mouth and nose can distinguish as many as 250 various aromas!





Burt & Gloria Ballou had us come through the private gate between their yard and the Whalens', so

most people missed the pond in the front courtyard. More than a pond, it is Burt's covered quarantine tank.



Coming through the backyard shortcut, we were first confronted with Gloria's fascinating domain...her cactus and succulent collections, her potting area and the huge greenhouse. We understand that Burt controls the ponds and the plumbing, but that all things green are credited to Gloria's green thumbs.

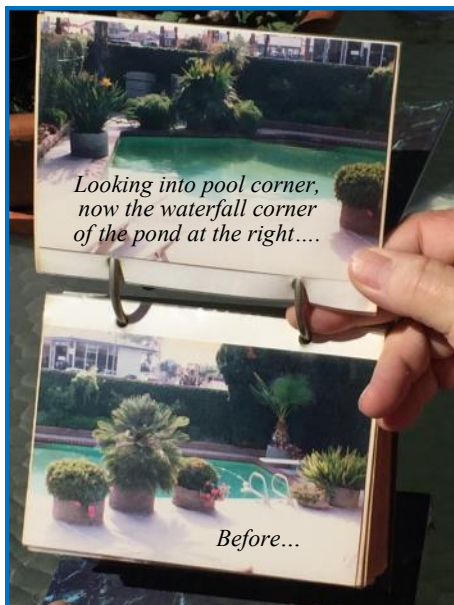
I have been here before, but I am surprised this time to find that at least the far pond, across from the filtration or

pump house, was not built specifically as a koi pond. I looked over his shoulder, where Burt was sharing a small photo album with Brenda Aker, and saw that the pictures were of a swimming pool. It was a major endeavor to convert a 22,250-gallon swimming pool into this tropical retreat.

Wherever you look you see the artistry and sometimes whimsy of two people who love what they are doing...love what they are making...of this place.




Above: inside the filtration room.



Looking into pool corner, now the waterfall corner of the pond at the right....

Before...



After...

Thank you to **Burt & Gloria** for sharing their ponds with us. See page 5 for words of wisdom on how to design your koi pond from Burt Ballou. 🐡



INLAND KOI

Quality Japanese Koi
& Pond Supply



Importers of high quality
Japanese koi.
Complete line of koi &
pond supplies.

Our ponds are full!
Newest shipment in May!

See our NEW ARRIVALS online.
If you see a fish that you like,
please call or email us and
we'll reserve it for you.

18122 Mt. Washington St.
Fountain Valley CA 92708

New Store Hours:
Mon - Sat., 10:30am - 5:00pm
Now closed on Sundays



Phone: (714) 438-0087
Website: www.inlandkoi.com
Email: inlandkoi@inlandkoi.com

THE BEST QUALITY
Japanese Koi
AT A REASONABLE PRICE!

HARRISON'S KOI FARM

POND KOI • SHOW QUALITY KOI
2000 KOI on display from 3" to 30"

Specializing in hard to find varieties

- KOI FOOD
- SUPPLIES
- EQUIPMENT
- CONSULTATION



Terry & Koren Harrison
5580 / 5582 Rio Road
Riverside, CA 92509
(951) 369-9998

COMPUTER REPAIR & SERVICE

\$45
Per Hour
for Repairs

Special Service
Pkg. Available
(Commercial
& Residential)



L and E
Integrated Solutions

Linda Kushner
951-333-4147
lindakushner1@gmail.com

- Remove viruses & Malware
- Install security protection
- Maintain & manage computer via remote access
- Train you in Windows applications
- Backup and data recovery
- Will be your IT consultant
- Troubleshoot any hardware
- Cell phone apps installation & training
- Expert staff with over 30 years experience

\$500 OFF
Repairs

1st time customers
Valid w/coupon only • Not valid w/other offers

END-OF-YEAR PLANNING

It seems like 2018 is moving oh so quickly...Kids are already back in school and we only have three meetings left this year. And, of course, the end of the year brings a lot of unfinished business.

SEPTEMBER: We have *no location or host* for the September 23 meeting. There are many ponds we haven't visited yet, and **Ed Kushner** has been reaching out to many members he knows are potential hosts; he knows because they've already hosted the club before, some multiple times.

If you have been thinking about having the club come over for a visit but aren't sure, be encouraged by reading the article on page 4 of your club Directory—it's a light-hearted look at hosting. Remember that we can and do provide everything needed—the food and beverages, our own chairs, we can even get a buffet table to you if you don't have one indoors or out that we could use.

Think it through and then contact Ed and volunteer. And if September isn't good, perhaps you can suggest a month for next year that will work for you. First ones to call get the first choice!

OCTOBER: We will be visiting **Armand & Eve Blais** on October 28, and we will also be signing up at the meeting for our annual **Thanksgiving Feast** at the Malls in Temecula. I might even start the sign-ups in September.

NOVEMBER: This month is a festive end-of-year event held one week early, the Sunday before Thanksgiving. We do a full on turkey dinner with all the trimmings, and the timing makes it perfect for you to try that new recipe on us before you spring it on the family. We've been promised we'll have Koi Races again, too!

November is also **Membership Renewal Month**—the preprinted forms will be mailed out to everyone with the newsletter—and it would be great to have everyone return their form and pay their dues that month, before the holiday bills start coming due.

November is also the month for **Elections**. That always seems to be a dreaded word, but without your involvement we couldn't have a club. All officer positions could be open, but at the very least we need a **President and VP**, and preferably a **Newsletter Editor**. We do have a new Secretary, **Monica Dirac**, and I truly appreciate her stepping up to the plate. Maybe you'd like to start out a little lower on the list? Express some interest in being a Director and determine that you'll grow into a higher position. Some clubs are being threatened with folding for want of members willing to lead.

DECEMBER: IKS is dark during this month...no meetings to interfere with all the busyness of the Holidays. Then, as we face the new year, we'll be thinking about a Koi Auction and the interesting meetings ahead.... ☺

*This space intentionally left blank
for you to report or share
about a pond problem or its solution...*

*To share a public pond
you found on vacation...*

*To take us on a mini-tour
of your pond because we'll
never get to see it otherwise...*

Submit a piece to me at

PeggyMilfeld@inlandkoiociety.org

I'd love to see someone fill this space!



HAI FENG

PROFESSIONAL QUALITY KOI FOOD



- . DOES NOT CLOUD WATER
- . EASY DIGESTION
- . IMMUNE SUBSTANCE ADDED
- . COLOR ENHANCING



**ISO 9001:2000 REGISTERED (UKAS,ANAB)
YOUR QUALITY ASSURANCE**

Aqua Delite®

**FREEZE DRIED SHRIMPS &
FREEZE DRIED SILKWORM PUPAE**



- . HIGH IN PROTEIN AND
NATURAL NUTRIENTS
- . GOOD SUBSTITUTE FOR
LIVE AND FROZEN FOOD
- . FOR FRESH OR SALT
WATER FISH



- . HIGH IN PROTEIN
FOR RAPID GROWTH
- . BETTER SLIME PROTECTION
- . HELPS TO RESIST BACTERIA
AND PARASITES

DISTRIBUTED BY:
UP RIGHT TRADING CORP.
TEL: 626-579-0578
TOLL FREE: 877-424-3364
E-MAIL: sales@uprighttrading.com

© 2012 Up Right Trading Corp. All Right Reserved.

KOI EVENTS...

Add These to Your Calendar...

"Visions of Excellence"

2018 Koi Show

Presented by the Camellia Koi Club
of Sacramento

OLD SUGAR MILL

35265 Willow Avenue
Clarksburg, CA. 95612
(Just south of Sacramento)

Sept 1st and 2nd
Saturday, 11am-5pm
Sunday, 11am-3pm

FREE to the public



Bring this flyer to the show for a
free raffle ticket and a chance to
win one of our great prizes.

At the show:

- See an assortment of koi varieties and sizes.
- Visit the many vendor booths
- Talk to Camellia Koi Club members and enter the raffle.
- Purchase koi for sale.
- Wine tasting at the Old Sugar Mill's many tasting rooms.

To Enter Your Koi in the Show:

- ⇒ Contact show co-chairman
Bob Haugland at:
TheNewMrBob@gmail.com
or 916-224-8233
- ⇒ Or download the entry packet
from: <http://www.camelliakoi.org>

AUG

5 **IKS BOARD MTG** ~ 5pm / Hosts: the **Milfelds**, 1644 Northhampton Dr., Riverside 92506 ~ 951.780.7395
Dinner to be served.

26 **IKS POTLUCK MEETING** ~ 3-6pm / Hosts **Steve & Laura Nyirady**, 38431 Acorn Way, Yucaipa 92399 ~ 909.790.7607 / Speaker: Ed Brown on "Aquatic Plants in and around the Pond"

31-9-23 **LA County Fair** ~ August 31-Sept 23 / Adult 1-day \$20/weekday \$14; Child (6-12) \$12/\$8; Seniors (60+) \$15/\$10; Parking \$15 / Fairplex, Pomona / nfo at lacountyfair.com

SEP

2 **IKS BOARD MTG** ~ 5pm / Hosts: the **Leveretts**, 5349 Jasper Lane, Riverside 92506 ~ 951.781.3887 ~ Members welcome; please let the hosts know.

23 **IKS POTLUCK MEETING** ~ 3-6pm / **Hosts Needed** — would you like to volunteer your pond and yard for this month's meeting? Call Ed Kushner, 951.520.0092

OCT

7 **IKS BOARD MTG** ~ 5pm / Hosts: the **Fales**, 760 La Cumbre St., Corona 92879 ~ 951.279.0181 ~ Members welcome; please let the hosts know.

28 **IKS POTLUCK MEETING** ~ 3-6pm / Hosts **Armand & Eve Blais**, 26723 Manchester Drive, Menifee 92586 ~ 714.717.2470 / Speaker: Eric Triplett

CCKS KOI SOCIETY 40TH ANNUAL KOI SHOW SEPTEMBER 22-23, 2018

FIG GARDEN VILLAGE

5082 N. Palm Ave. Fresno, CA 93704
(Shaw and Palm Avenues)

Koi and long fin Competition Judging
Pond & Koi Vendors
Raffle & Silent Auction
Koi & Pond Health Information

FREE ADMISSION
OPEN TO THE PUBLIC



CENTRAL CALIFORNIA
KOI
SOCIETY



SATURDAY 9:00AM - 4:00PM

- ▶ Raffle & Silent Auction
- ▶ Judging Starts - 10am
- ▶ Awards Banquet - 5:00pm
Elbow Room
431 W. San Jose Avenue

SUNDAY 9:00AM - 3:00PM

- ▶ Raffle Drawing - 12:30pm
- ▶ Silent Auction Winners Announced - 1pm

RAFFLE PRIZES

1st place: \$250 VISA GIFT CARD
2nd Place: \$100 VISA GIFT CARD

Exhibitors & Banquet, contact: Rosimeri Tran, CCKS President,
559-970-8508, cencalkoi@gmail.com
For Sponsorships, contact Show Chairs:
Richele Kleiser 559-312-3892 or Lisa Lamoure 559-341-1412
CCKS is a 501(c)3 Non-profit Organization | cencalkoi.com

One Fish, Two Fish...
It's the 19th Annual
Golden Empire Koi Show!



Show Chairman: Ron Unruh
secretary@bkwgs.com
(661) 619-6353

Vendor Chairman: Malise Unruh
president@bkwgs.com
(661) 378-6137


Fish Check in
Friday noon to 6:30 pm
Saturday 8:00 am to 9:00 am

Exhibit Hours
Friday Noon to 7:00 pm
Saturday 10:00 am to 7:00 pm
Sunday 10:00 am to 5:00 pm



INLAND KOI SOCIETY
5198 ARLINGTON AVE., #146
RIVERSIDE, CA 92504

Return Service Requested



Visit our website: www.inlandkoiociety.org