

The Inland Koi *Connection*



THE OFFICIAL
NEWSLETTER
OF IKS
ISSUE 215
AUGUST
2014

General Meeting & Potluck
at the home of
Miguel, Kelly and Ricky Sierra



Sunday August 24 th.
3-6 pm

39635 Calle San Clemente
Murrieta, CA 92562
(951) 970 -8351





Greetings,

I would like to thank Armand and Eve Blais, two of our new members, for hosted our July meeting. It was extremely hot, but I didn't hear anyone complaining.

The Blais's nice home sits on the edge of a golf green. I asked Eve as to how many windows had been broken by golf

balls? Much to my surprise, they have never had a broken window, but a number of balls have been hit into their yard.

Armand gave a talk on his pond and informed us that the pond was there when they purchased the home, and they have made improvements on it. They have drawn up plans for another pond in the near future. They are seeking any advice they can get from our members on building the new pond.

Nader, the owner of Toba Fountains, set up a display of one of their pond fountains that has a number of fountain water heads and lights that can be controlled by remote control.

Pete Miles gave a great presentation and quiz on things you can do to help your koi to survive the summer.

In keeping with a new directive of the board of directors, former board member Bob Henry received a certificate of appreciation.

We are still looking for members who might be interested in becoming Koi Health Advisors. The club will pay for the training class and wet lab. The member will have to pay for the microscope, book and kit that is needed. Anyone interested please, contact me to get the process started.

I will clear up some confusion on the name tags. Although the club will give all new members a paper name tag, you can buy a hard plastic more stable name tag. This name tag comes with a magnetic back so that you don't have to put a pin hole in your clothing. The price for this name tag is \$10.00. This is down from the \$15.00 we used to charge. This is because we have found a different vendor who gives us a reduced price. I really encourage you to look into purchasing the name tags at the reduced price.

We are also looking for members to fill two and possibly three upcoming vacancies on our Board of Directors. If you are interested, please contact me.

Enoch "Mac" McClain, IKS President

Thought of the month: "All the things I really like to do are either immoral, illegal or fattening." - Alexander Woolcott

MONTHLY PLANNING CALENDAR 2014

REGULAR MTG 4th Sunday	HOSTS & City	PROPOSED PROGRAM	BOARD Wed. after Mtg.
August 24 3-6 pm	Miguel, Kelly & Ricky Sierra- Murrieta	Anatomy—the exterior of a koi—John Sveylan	August 27
September 28	Richard & Dee Henry-Norco	Best time to buy koi and how to pick them	October 1
October 26	Audrey Rowland-Riverside	Panel of IKS Experts will answer your questions	October 29
November 23	Jerry & Pat Mall-Temecula	Holiday Banquet- new officer recommendations	December 3
January 25	Edward Dean Museum - Cherry Valley	First Meeting of 2015 new board member induction and awards.	January 28

Board of Directors

President:
Mac McClain
(909) 225-2346
MacMcClain@inlandkoi.org

VICE PRESIDENT:
ROB FALES
(951) 279-0181
Rob_fales@inlandkoi.org

SECRETARY:
PEGGY MILFELD
(951) 780-7395
PeggyMilfeld@inlandkoi.org

Treasurer:
Sandy Hanson
(951) 682-3107
SandyHanson@inlandkoi.org

NEWSLETTER EDITOR:
PETE MILES
(760) 705-5800
PeteMiles@cox.net

DIRECTOR:
POSITION OPEN

DIRECTOR:
DENNIS LYNAUGH
(951) 780-0123
DenisLynaugh@inlandkoi.org

DIRECTOR:
ED KUSHNER
(951) 520-0092
edkushner@inlandkoi.org

DIRECTOR:
MARK KRAKOWER
(951) 371-2223
MarkKrakower@inlandkoi.org

DIRECTOR:
RANDY MCGARVEY
(909) 534-5776
randymcgarvey@verizon.net

DIRECTOR:
POSITION OPEN

DIRECTOR:
TOM WRIGHT
(951) 990-5479
TomWright@inlandkoi.org

Inside This Issue

• Oval Pond • Board Members • Help Line • Planning Calendar	2
• Host Profile: Miguel, Kelly Sierra in Murietta	3
• Herron Deterrents for your koi pond • Harrison's Koi Farm	4
• July Meeting report with photos	5
• July Meeting photos • Pond filter system • Harrison's Koi Farm	6
• IKS Library link • My Country Pond • Laguna Koi Ponds • Printing Connection • KrakTronix Technical Services • Two Koi Guys • L & E Solutions	7
• Inland Koi New Store • Inland Koi Store Ad.	8
• Unusual feeding regimen: Koi Jack	9
• Ha Feng Koi Food • Aqua Delight Freeze Dried Shrimp	10
• Coming Events • Central California Koi Society Show • Helpful Links	11
• Miguel, Kelly and Ricky Sierra yard Photos	12

~ HELP LINE ~

REFERENCES

• INFORMATION:	JACK MARRIN	(909) 792-3603
• KOI HEALTH:	TOM WRIGHT	(951) 990-5479
• LIBRARIAN: Books, Videos	AUDREY ROWLAND	(951) 233-3671
• MEETING SITES:	PETE MILES	(760) 705-5800
• MEMBERSHIP:	ROB FALES	(951) 279-0181
• NEWSLETTER ADS:	PETE MILES	(760) 705-5800
• AKCA REPRESENTATIVE:	MAC MCCLAIN	(909) 225-2346


Our hosts this month are Miguel and Kelly Sierra and son Ricky. They have a picturesque home in Murrieta with a shaded and very relaxing back yard, which they are opening to our club members this month. They have lived in this home for fourteen years and Miguel says every year they add something to the house or yard.

Their family business, Shades of Distinction, is bonded and insured, employs three to five people, and is situated locally to serve the Murrieta - Temecula area and continues to grow. This is one family living the American dream of being their own bosses, loving what they do and sharing the fruits of their success.

With the customer list of almost 1000, Miguel and Kelly keep track of all their people, and how they obtained their business. Besides the rolling billboards his trucks serve as, each year to promote business and keep in touch, he and Kelly create an annual Christmas newsletter which they send to every one of their customers as if they were family. In fact that's one secret of their success in their painting business; treating customers like family and the customers in turn regard Miguel and Kelly as part of their family-someone who is welcome in their homes.

They enjoy meeting people, seeing different designs in yards, or experiencing new color combinations, so they are continually busy and totally enjoy the work they share. The inside of their home is beautifully decorated, with the painting and crown molding all done by Miguel. Kelly says he is very detail oriented.

Miguel started his fish hobby with a 10-gallon aquarium and a red-tail shark which lasted for about ten years. He slowly progressed to 45-gallon tank, then, when opportunity presented itself, he moved on to a 100-gallon tank. Moving outside, he built a 300-gallon water garden. He started with goldfish, but then saw the koi at a dealer and instantly fell in love with all the varieties. He and Kelly picked out a few, and they started to grow. They experienced predators like cats and big, white, long-legged birds (herons or egrets). Miguel felt they had become abundant, partially because of the shallow depth. One morning, about 3:00 am, they heard water splashing and Miguel came down with a flashlight. The light hit the shining, beady eyes of a mother and two baby raccoons devouring his beautiful koi. Kelly said after Miguel saw the scales on the rocks where the raccoon had made a smorgasbord of the fish, he hollered, "That's it! I'm digging deeper!"



He decided it was time to expand his pond, thus the 1200-gallon, four-foot deep, tropical pond he has now. Three years old and mature, he smiles when he says it's quite easy to take care of. Miguel is not a worrier when it comes to koi and enjoys the natural help he gets from the plants in filtering his pond. Many of us have discovered this already.

Their pond has about ten koi. It is a liner pond with some beautiful rock work and waterfalls that Miguel did himself. He says he got advice from Inland Koi and Harrison's Koi Farm. He also had help from Mystic Koi and our club members in designing the pond, plumbing and filters. There are a bottom drain and skimmer that merge into the main pump. From there, the water goes through a 40-watt UV to a bead filter, and then is further


filtered through two Savio filter waterfalls and another waterfall back to the pond. See page 6 for photos of his do-it-yourself filter system from Mystic koi. With their Tiki hut gazebo beside the pond, Kelly says it feels like Hawaii, which is where they went on their honeymoon.

The Sierras still love to travel in their 28' travel trailer. For the past seven years they have been visiting a lot of national parks. It's worth noting here that Miguel and Kelly would've had the meeting in July, but we had to do a little swapping with Armand Blais who would've had the August meeting because guess where the Sierras were going to be in the same week and we would've hosted the meeting at their house in July? You got it... traveling again with the travel trailer this time to Pismo Beach to celebrate their anniversary.

If you happen to look at their refrigerator, you'll see it's completely covered with magnets of all the places they've traveled to. As Ricky counted each one of them he exclaimed that they have visited 38 national parks and important places. Quite an achievement for someone who's almost 9 years of age!

While Miguel continues to be fascinated with rocks of all kinds and shapes and sizes, Ricky's interests are BUGS and Pokémon cards. He's got quite a collection (of the Pokémon cards -not bugs- no mom will allow bugs in the house).

No matter how hot it might be on the day of our August meeting, you'll appreciate how cool and



DIRECTIONS:

•EXIT FWY 215

on **LOS ALAMOS** Going West
Turn **RIGHT** onto Hancock Ave.
Turn right onto Las Brisas Rd.

Pass two Stop signs and just past the grade school Turn Left at the next street Calle Santa Monica.

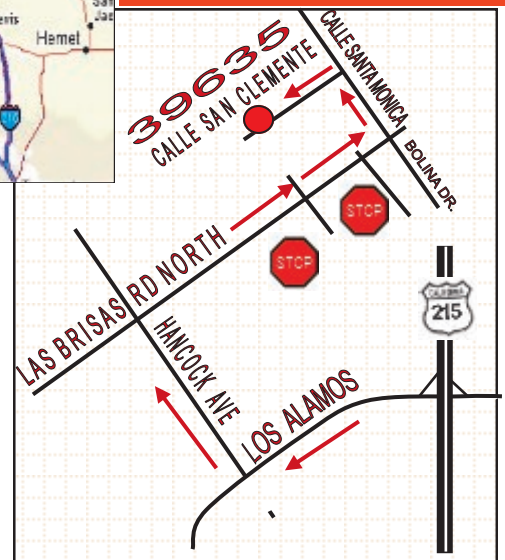
MAKE A QUICK LEFT TURN ONTO CALLE SAN CLEMENTE

39635 Calle San Clemente is on left.
(951)970-8351




comfortable his backyard is compared to the street temperatures. Bring your chairs and potluck items. We'll see you there!

Pete Miles, IKS
Newsletter Editor.



From an web article title: HERON DETERRENTS FOR YOUR KOI POND

Hérons can be persistent but they can also be deterred. Sometimes your pond may have to go through a period of having various methods of deterrence around it but with time, and with the herons ability to learn that it is not welcomed at your pond; many of these devices/methods can be reined back a bit. It is better to rely on several means of predator deterrent rather than choosing just one. Here's a "TOP 10 LIST" of heron deterrents!



- **DECOYS/SCARECROWS** – There are many types of decoys available to help deter the Great Blue Heron. There are owls, coyotes, snakes, and crocodiles but the most popular decoy is a fake Great Blue Heron (shaped, colored, and decorated to appear like a small 30"H GBH). Approx. cost \$20.00
- The Scarecrow is a motion activated mechanism that points to its target and shoots a sudden and startling burst of water at or in the direction of what ever is moving around your pond, including YOU! They can be very effective the first few times which makes them a good investment. It should be moved around the pond to keep any persistent predators surprised at the blast of water. This is a good deterrent to have in your arsenal of defenses. Approx. cost \$80.00
- **SHADOW/SILHOUETTE CUT OUTS** – We've all seen the shadow cutout of the leaning cowboy, or the even more popular German Shepard cut outs that are used to keep geese away from municipal, golf course ponds, or even open fields. Well, why shouldn't koi pond owners use them too? A cut out can go a long way in protecting your pond from predators and it does not even need to be next to the pond. Place the cut out in an area that you are sure will be seen by the heron while it is scouting out your pond.
- **PLANTINGS** – Let nature do the work. Some strategic landscaping can help to limit access to your pond. In areas that it will look aesthetically appealing pick some landscape plants that can also act as a border around your pond to make access from some sides difficult. Herons are very cautious and seem to prefer areas that offer easy access and quick get away potential.
- **DEPTH/SIZE** – If your pond is less than 24" deep, you may have unknowingly become the proprietor of your neighborhoods "Great Blue Sushi Bar". Smaller prefab ponds or ponds that are not excavated deep enough to keep fish are easy for the GBH to clean out in no time. Herons are not diving birds, they spear their prey and if the fish can stay deep, they can stay away. Go deep and go big when planning or re-installing your pond.
- **TUNNELS/CAVES** – Caves and tunnels also make your pond more interesting to watch and they add a great measure of built in safety for your fish; as well as a shady area to get out of that blaring summer sun. There are also "koi caves", "koi castles", etc. that can be put into your pond after it is built if your pond does not already have caves or tunnels. Approx. cost \$40.00
- **TALK RADIO** – Ok, now here is my secret method. Talk radio. A Great Blue Heron will not usually want to get to close to an area that has human activity. Try leaving an outdoor radio left on by your pond while you are away from your pond. A GBH will not get too close to any area that has human voices chatting away, so any good news station or talk radio station will work very well at keeping our big blue friend away. Approx. cost \$20.00
- **FISHING LINE/NETTING** – Steal a technique from koi breeders and farmers. Many koi breeders and farmers will use fishing line crossed over the pond to prevent the Great Blue Heron from entering the pond. A clear 30# test to 50# test fishing line strategically crisscrossing your pond is a very effective way to keep the bird out of your pond, or at the very least it makes it extremely difficult for the GBH to maneuver in your pond causing the bird to be frustrated and panicked, alerting your fish to the predators presence. Netting comes in various mesh sizes, colors, and materials. Some netting can be almost invisible when well installed. Black netting with a 1" mesh pulled tight does not look too bad. Approx. cost \$20.00--\$90.00+.
- **AERATORS/SURFACE AGITATORS** – Aeration in a pond serves many purposes that benefit the health of the pond and the fish. But consider another use for an aerator as a way to obscure the view into your pond. The less visible the inside of your pond is, the less interest it will stir in a heron to investigate your pond. Approx. cost \$60.00+
- **BE A HUMAN/GET A DOG** – So what scares a heron? Size and noise, so show them who's boss. Extend your arms and wave them, you now appear bigger to the heron. Yell "Hey!", "Hey!" is one syllable and can be said with force. If all us humans say "Hey!" then herons will learn that word means threat. If they feel threatened, they are less likely to return. Most dogs will offer great heron deterrence. The Great Pyrenees has been touted as a great protector of ponds. Maybe someday a new breed the "Koi Shepard" will be created. Who knows?
- **Electric fences for Koi Ponds** For these more dangerous attackers, we have had about a 90% success rate with electric fences. We sell and install them and the feedback is mostly positive. About 50% of our clients install the setup themselves and it's pretty easy for the average DIY person. The line needs to be set up like a trip line, not a matrix of line in which the animal will just jump over. The *Fido-Shock Pet Deterrent Kit* is energy efficient. It delivers a mild but memorable shock to deter mischievous small animals. It plugs into a standard 110 volt household outlet. The water-tight plastic case ensures long life. It is a continuous output-type electric fence controller. Approx. cost \$90.00- \$100.00

Some links for you to watch of Herons at work are listed below:

<https://www.youtube.com/watch?v=akwzj6LRKV0> Heron visit again now with higher electric fence

<https://www.youtube.com/watch?v=WUPeSywdDPo> Blue Heron Tests our Goldfish Pond Wire Deterrent System

<https://www.youtube.com/watch?v=Wp9ANwTuaGc> Crafty Heron walking on a netted pond

<https://www.youtube.com/watch?v=nq5xaPBYZzw> Blue Heron Trying To Get My Pond Fish

All copyrights to this material belong to Mike Gannon, a koi pond builder in New Jersey. <http://fullserviceaquatics.com/>

Armand & Eve Blais have a lovely home on a corner of North Golf Course in Meniffee, and sure enough, they get plenty of golf balls in the yard! They have done much to make it their own in the five years since they moved in by removing tons of junk and overgrown oleander to open the view and accessibility to the greens, finishing the pond and xeriscaping the yard with a nautical flair, and adding a covered patio big enough to shade most of us from the sun. Not that the day was so hot, but it was threateningly humid. Within an hour of our leaving, a down-pour rinsed the skies for the week ahead!

Regarding the 'pond' that came with the house, it may have been a dream unrealized: a mound of dirt with water coming out of it?

The previous owner dug a hole and piled dirt against the garage and house, blocking entry and visibility. A real pond being a must, Armand has gone through four stages of learning and revising to get it right, and even now is trying to decide whether to build another. A friend with a bobcat will dig the hole, but...? **Jack Marrin** suggested he bring drawings to a meeting and let design be an exercise for the whole group. The pond, visible from the kitchen dining area, was full of water hyacinth in high bloom — and free for the taking!



Mac McClain had already welcomed all and sent us into the house for the buffet lunch before Armand spoke. We were pleased to see our newest members, **Sylvia Ramos** and **Robert Stevenson**, at their first meeting, as well as several visitors. We had four new members join in June, 13 this year so far, and we look forward to meeting each of them at meetings soon. Besides the regulars, it was great to see **Warren & Cynthia Fowler**, **Richard & Dee Dee Henry**, and **Marie Nyquist** again (favorites who can't make every meeting). **Rick Whipple** dropped in late, coming home from San Diego.

A presentation by Nader Beidokhti of Toba Fountains included an informative talk on the importance of temperature and oxygen in maintaining a healthy pond. He put a *Tranquility* fountain in the Blais' pond; it cycled through 16 different spray and light patterns, although it can be set for a favorite combination, too. The 1800gph spray can reach 10' high and a 16' diameter, all adjustable and remotely controlled, and it has an automatic shut-off timer. The video that comes with the all-included no-installation kit was filmed five years ago at Mac's home. What a fun way to add aeration!

Need for oxygen will bring our koi to the surface, especially to the base of a waterfall. A fountain expands the surface area of 'moving water' and draws the fish to the middle of the pond; it may also camouflage fish from birds. As the water temperature rises from Spring into Summer, it progressively holds less oxygen; through the same season, koi become more active and need more oxygen, as do any plants, the algae, and the bacteria both in the pond and filters.

Did you know higher water temperatures affect feeding too? We know to reduce then eliminate feeding as water temps drop in Winter, but too-warm water also calls for caution. Above 86°F, or approaching 90°F, koi metabolism can shut down; that three-to-four-times-daily feeding practice with 'summer feed' for growth can, at higher temperatures, become problematic, especially in smaller ponds that heat up faster. Additional aeration can help cool the water. *

Scholarship recipients thanked the club in notes which Mac read to us. **Carrie Fales** is off to UC Davis where she will pursue an Ani-

mal Science major, using the funds for textbooks; her goal is to become a veterinarian. **Erika Henry** is almost finished and sees three Associate degrees 'right around the corner.' Mac recognized former Board members with certificates of achievement for their services: **Bob Henry** was present and was applauded; we will honor **Larry Wolf** at a meeting in the future. Mac also noted the July birthdays of **Tom Sharpe** (7/23), **Laura Nyirady** (7/26), and **Carl Leever & Audrey Rowland** (7/30).

Partly to thin out the club quarantine tank, **Ed Kushner** brought several fish to the meeting which had been in quarantine for three to four months. The three large koi were put on the auction block with starting bids of \$40. The first choice, a *Goshiki Showa*, caused a bidding war between **Steve Nyirady** and **Mac**; Mac prevailed at \$150! A metallic *Chagoi* and a *Sanke* both went to our host for \$80. Proceeds return to IKS and may help feed the rescued koi Ed maintains. Three smaller fish went to the raffle table. **

Our commitment to educate our club members about the care and maintenance of koi is only half the equation; they must pursue it. To that end, Mac said IKS is looking for members who will take koi-keeper training and the club will pay for it. Training is offered by *Koi Organisation International (K.O.I.)* as a nine-course on-line program, including an on-line wet lab, for 'Certified Koi Keeper' status (CKK). The club will pay the \$205 registration fee for two members a year; the \$75 text, travel and equipment costs are the students' responsibility (a microscope and slides are needed, and the student will put together his/her own treatment kit). Who will be our first CKK? ***

Pete Miles our guest speaker, followed-up on the article he put in the July newsletter about protecting our koi in this heat, by having all attendees join his "Group participation" quiz which covered what the article suggested. Everyone in our club are experts and the group scored a 100% on this matching effort. For those of you not at our meeting or needing a refresher, check out this link to our online newsletter on page 4. www.inlandkoiociety.org/Newsletters/07-2014IKSNewsletter.pdf

New members get to know **Rob Fales** quickly; his job is to find gifts and koi-related items for the monthly raffle that closes every meeting. Of course, anyone can bring something to put on the table; if you do, check gifts in at the registration table and you will be given an extra ticket for the drawings. [*I'm thinking a big box of homemade cookies would look nice up there; you think?*]

Drawing toward year end, your Board of Directors will begin the process of filling out next year's calendar soon. The Blaises have only been members for three months and have already hosted a meeting! Do consider inviting us to your pond in the new year: first ones to volunteer get first choice of the month! There are also Board positions up for grabs: we still have two vacant seats and November elections are just around the corner. Have you been thinking about getting more involved? The Board meets the Wednesday following our Sunday meetings, from 7 to about 8:30-8:45 pm. Talk with Mac or any of the Board members about it. Any member may attend the Board meetings.

* Toba Fountains has offered koi club members a better than 65% discount on the *Tranquility Fountain* (models MF201 / MF202). Look at all the specs at www.tobafountains.com to see if the system might work in your pond or pool, then call them at (714) 375-3775 and mention that you are a koi club member. Prices quoted include tax and free shipping. [SRP \$650 / \$745 discounted to \$420 / \$485]

** If you want to help on rescues, call Ed & Linda Kushner 951.520.0092

*** Be a CKK! Call Mac. IKS is a member club of K.O.I. which reduces the individual membership from \$24 to \$15. Tons of on-line information! Respectfully submitted by Peggy Milfeld, Secretary and Newsletter Asst.



Pond filtration system of Miguel and Kelly Sierra purchased from Mystic Koi in Upland, CA. Cost < \$2000. Low Maintenance. Mystic Koi can help you create a affordable system for your pond.
<http://mystickoi.com/>




Savio In-the-wall skimmer



Wm. Lim 1/8 an 1/3 pumps



Tetra Biological filter



Savio waterfalls with filtration



HARRISON'S
KOI
FARM

POND KOI • SHOW QUALITY KOI
2000 KOI on display from 3" to 30"

Specializing in hard to find varieties

- KOI FOOD
 - SUPPLIES
 - EQUIPMENT
 - CONSULTATION
- (951) 369-9998



Terry & Koren Harrison
5580 / 5582 Rio Road
Riverside, CA 92509

~IKS Library & Video Tapes online~

Just go to our web-site <http://www.inlandkoiassociation.org> and check on Resources. A menu will come down with two choices; "IKS Library" is the link you want to choose. IKS has a variety of books and videos that are available to our members, and you can reserve any book or video from the on-line Library just by contacting **Audrey Rowland at (951) 233-3671** and she'll bring your selection to the next general meeting.

KOI RESCUE: The IKS does koi rescue for those people who no longer want or can keep their koi. If you are interested in helping with the koi rescue, contact Ed Kushner our koi rescue coordinator, at 951-520-0092 edkushner@inlandkoiassociation.org



20452 Laguna Canyon Rd.
Laguna Beach, CA. 92651

Hours of Operation:
Mon-Fri 9-5 Sat 9-5 Sun 10-5
949-494-5107

Since 1989, Laguna Koihas gone the extra mile to provide a full array of service. We hand pick 2000 koiof 16 varieties and stock them. For between \$25 and \$5000, you can get a koiof any color and any size. In addition, anything for your koipond can be found here, including filters, pumps, aquatic water plants, supplies, food and free tips.

Ben Plonski bplonski@lagunakoi.com



KrakTronix Technical Services

LASER PRINTER SERVICE
REMANUFACTURED TONER CARTRIDGES
ALL TONER / INK NEEDS
HP AUTHORIZED

MARK KRAKOWER

501 N. Smith Ave. • Suite 110 • Corona, CA 92880
(951) 735-9996 • (951) 2782849 Fax
email: kraktronix@sbcglobal.net • www.kraktronix.com

2 Koi Guys

Scott Zehm

Robert Walters

951 237-2508

• INSTALLATIONS • PONDS • FILTRATION
• DESIGN • CONSTRUCTION • MODIFICATIONS
• YOUR UV LAMP SOURCE • LINER OR CONCRETE



my Country Pond

Water Lilies & Aquatic Plants

Koi•Goldfish•Snails
Catfish•Crawdads
Pond Themed Gifts

619.646.9980



www.mycountrypond.com

Jack Cords



20% Off For First Time Customers!

800.491.1964 • 951.351.9437

printingcolor@yahoo.com • www.printingconnection.net

11800 Sterling Ave., Suite E • Riverside, CA 92503

**COMPUTER REPAIR
& SERVICE**

\$45
Per Hour
for Repairs

**Special Service
Pkg. Available**
(Commercial
& Residential)



**L and E
Integrated Solutions**

Linda Kushner
951-333-4147


lindakushner1@gmail.com

- Remove viruses & Malware
- Install security protection
- Maintain & manage computer via remote access
- Train you in Windows applications
- Backup and data recovery
- Will be your IT consultant
- Troubleshoot any hardware
- Cell phone apps installation & training
- Expert staff with over 30 years experience

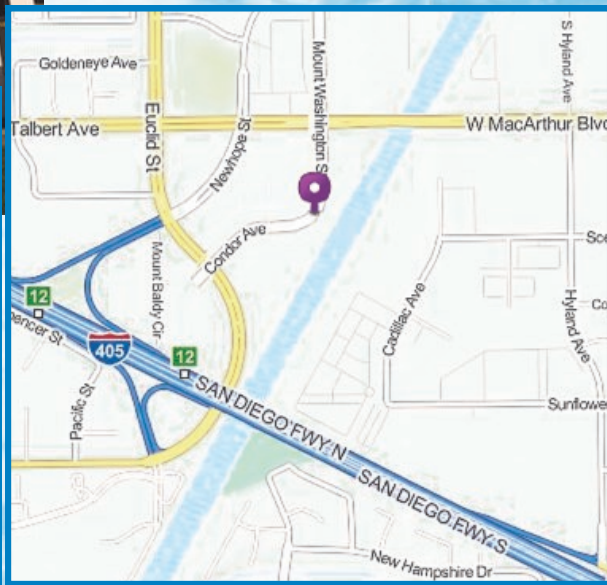
\$500 OFF
Repairs

1st time customers

Valid coupon only • Not valid w/other offers



Our newest shipment of koi has arrived and is ready for viewing. Visit our website and click [new arrivals](#) then come see them in our new storage tanks. We have many more products and supplies to serve your koi needs. We thank you for your continued patronage and look forward to seeing you.



INLAND KOI

Quality Japanese Koi
& Pond Supply



Importers of high quality
Japanese koi.
Complete line of koi &
pond supplies.

WE HAVE MOVED to our
new larger location at
18122 Mt. Washington Street
Fountain Valley, CA 92708

Our new facility is much bigger
than the previous one and we
have more products to serve
your koi needs better. Thank
you for your patronage over the
years and we look forward to
seeing you soon. **New Phone**

(714) 438-0087 and New Hours

Monday-Saturday 10:30 am - 6:00 pm
Sunday 10:30 am - 5:00 pm



Phone: (714) 438-0087
Email: inlandkoi@inlandkoi.com

THE BEST QUALITY
Japanese Koi
AT A REASONABLE PRICE!



The following article is excerpted from Koi Jack's featured column in the Koi Cub of San Diego's monthly newsletter.




This is the feeding regimen I do when my water temp hits 72°F and represents the second feeding I do during the day. In this feeding the heat off the bottom (or on the way to the bottom) of the pond and my observations tell me they really go after the food. So what do I feed them and why?

What: Defrosted shelled edamame ~ yes soybeans from the frozen food section at Vons, where a 1 pound bag sells for \$1.99 to \$2.50.

Why: Koi are bottom feeders by instinct, so why not provide food in this region of the pond as part of the daily routine? Did you know that proteins provide the major source of energy for your Koi's daily nutritional requirements (varies by age and water temp) and that proteins are composed of amino acid chains (approximately 22) of which are considered essential because they cannot be synthesized by our koi. While fish meal is a complete source of amino acid for koi's diet, soybeans are the only plant source from which nine of the 10 essential amino acids are provided (only missing arginine ARG). And, soybeans contain a lot of fiber, while being rich in calcium, magnesium and unsaturated fatty acids

What: Oven baked red yams peeled and diced with leftover crumbs/bottom pieces of the package of freeze dried shrimp and silkworm pupae food **pressed** into a sticky starchy pieces of red yam.

Why: Red yams are high in fiber and rich in complex carbohydrates (hard for koi to digest), some sugars (not really needed by the koi) and packed beta-carotene (boosts the red color in koi), vitamins A and C - plus a good source of potassium, calcium and iron. I don't like to discard any koi food that I paid for and the yams provide a way for me to get the very small remaining pieces from the those shrimp or silkworm food packages into my koi for them to digest. Just a nutritional bonus for my koi - or so I think. Yummy stuff if you are a koi, and a fantastic way to get most anything you want into your Koi. They can't eat this stuff fast enough!



What: Tomigai Sprulina Sinking Pellets that have been sprayed with Manda Nishiki solution and air dried daily before feeding to the Koi.

Why: they are sinking pellets with algae and sprulina - main carotenoid ingredient - Zenaxanthin (red color pigment) and it has been reported to enhance the shiroji (white color).

Manda Nishiki is a growth ferment produced exclusively for koi by fermenting a fine selection of more than 50 different fruits and plants for at least three years and three months. Manda is effective for:


- Enhancing the Hi (red color) of your koi
- Brightening the surface of the koi's body
- Stimulating growth or so they say - I cannot find any scientific studies behind this product, but it's been around a long time and Manda is used in women's beauty products in Japan.

My recipe: I dissolve 5 grams of Manda Nishiki in 2 cups of water, shake and then spray onto the

Koi food pellets to be used for two of my four feedings each day. I let the food dry for couple of hours and 2 cups of the solution lasts about 2 to 3 weeks.

Yes, this is the most intensive feeding of the day, but I believe they benefit from daily variety in food items especially when targeting key nutritional factors that I want to emphasize at this time of the year. Just in case you have not guessed the main purpose of the second day feeding it is to target/improve the red color of my koi while stimulating growth and their immune system. Yes, you can, and I have, overdo this regimen with resulting pink color in the white areas of the Kohaku (but it goes away) and for the past two years three of my Shiro which three developed red spots, and those spots have not gone away. Wish me luck this year and maybe you can avoid my errors.

"Koi Jack" Chapman





HAI FENG

PROFESSIONAL QUALITY KOI FOOD

- DOES NOT CLOUD WATER
- EASY DIGESTION
- IMMUNE SUBSTANCE ADDED
- COLOR ENHANCING



**ISO 9001:2000 REGISTERED (UKAS,ANAB)
YOUR QUALITY ASSURANCE**

Aqua Delite®

**FREEZE DRIED SHRIMPS &
FREEZE DRIED SILKWORM PUPAE**



- HIGH IN PROTEIN AND
NATURAL NUTRIENTS
- GOOD SUBSTITUTE FOR
LIVE AND FROZEN FOOD
- FOR FRESH OR SALT
WATER FISH



- HIGH IN PROTEIN
FOR RAPID GROWTH
- BETTER SLIME PROTECTION
- HELPS TO RESIST BACTERIA
AND PARASITES

DISTRIBUTED BY:
UP RIGHT TRADING CORP.
TEL: 626-579-0578
TOLL FREE: 877-424-3364
E-MAIL: sales@uprighttrading.com

© 2012 Up Right Trading Corp. All Right Reserved.



Previous KOI USA Article index <http://www.koiusa.com/article-index/>


Helpful Links You Can Use

- **AKCA Website** <http://www.akca.org/>
- **KoiClub of San Diego** www.koiclubofsandiego.org
- **Nishiki KoiClub** <http://www.nishikikoiclub.com/>
- **So Cal KoiClub**
www.akca.org/akca-koi-clubs/california/so-cal-koi-club/
- **Bakersfield Koi & Watergarden Society**
<http://www.bkwgs.com/index.html>
- **Inland KoiStore** www.inlandkoi.com/info.html
- **Harrison's KoiFarm** 951-369-9998
- **Mystic Koi** <http://www.mystickoi.com/>

2014

Coming Events

AUGUST	7	EVENING ON THE BEACH- SANTA MONICA Featuring some of LA's hottest chefs, relax with tempting morsels off the grill, vintner tastings, http://www.eveningonthebeach.com Benefits St.Vincent's Meals On Wheels
	24	INLAND KOI SOCIETY MEETING & POTLUCK ~ 3:00-6:00 pm. Miguel and Kelly Sierra - Murrieta 909-970-8351
	27	IKS BUSINESS MEETING ~ 7pm / <i>All members of IKS welcome!</i> — 6531 Box Springs Blvd, Riverside / Mac McClain (909) 225-2346
	Thru Aug 31	LAGUNA SAWDUST FESTIVAL ~ Open 10 am - 10 pm daily / 935 Laguna Canyon Road, Laguna Beach, CA 92651(949) 494-3030 www.sawdustfestival.org
SEPTEMBER	7	CHINESE MOON FESTIVAL @ HERITAGE HOUSE ~ Riverside Metropolitan Museum, 8193 Magnolia Ave., Riverside CA 92507 6:00-8:00 PM http://www.riversideca.gov/museum/heritagehouse/chinese-moon-festival.asp
	8-29-9-28	L.A. COUNTY FAIR ~ 92nd Anniversary. Fairplex Pomona www.lacountyfair.com
	9-1-12-1	FALL APPLE HARVEST ~ Oak Glen. Growers sell apples, cider & pies. Plus U-pick apples & berries, picnicking, entertainment. oakglen.net
	9-13 To 10-24	BIG BEAR OCTOBERFEST ~ German food, beer, music, dancing, contests. Big Bear Convention Center 42900 Big Bear Blvd., Big Bear Lake - (909) 585-3000 - http://www.bigbear.com/things-to-do/special-events/oktoberfest/
	19-20	RIVERSIDE MARIACHI FESTIVAL ~ Fairmont Park - 2601 Fairmont Blvd., Riverside - Fri. 6-9pm / Sat.9am-9pm. \$20
	28	INLAND KOI SOCIETY MEETING & POTLUCK ~ 3:00-6:00 pm. Hosts - Richard and Dee Henry - Norco 909-720-5311
	10-1	IKS BUSINESS MEETING ~ 7pm / <i>All members of IKS welcome!</i> — 6531 Box Springs Blvd, Riverside / Mac McClain / (909) 225-2346
	26-28	OKTOBERFEST - BEAUMONT ~ Food, arts, crafts, games, contests, Weiner dog races ~ Noble Creek Community Park (951) 854-9555 www.bcvparks.com
	28	FIREBALL RUN ~ 12 noon - 6pm / Finish line extravaganza. End of 8-day, 2500-mile, 14-city Adventurally and race. Food, entertainment, music, movies, car show www.riversidefireball.com
	27-28	35TH ANNUAL CCKS KOI SHOW ~ Open to any koi hobbyist interested in showing; all are cordially invited. Central California Koi Society of Fresno, 5832 E. Erin, Fresno 93727 (559) 970-8508 www.cencalkoi.com



Central California Koi Society

36th Annual Koi Show




SATURDAY AND SUNDAY Sept. 27 th. & 28th, 2014

FIG GARDEN VILLAGE 5082 Palm Ave, Fresno CA

Grand Champion
2013






KOI SHOW CHAIRPERSON:
Rosimeri Tran Ph# 559-970-8508
Email: cencalkoi@gmail.com

Saturday, Sept 27: 9am-3p.m (Judging starts at 9am)

Sunday, Sept 28: 9am-3p.m



Memoriam

Passed away on July 1, 2014
Toni Vanadestine, wife of
Jerry. IKS Club members for 7
years from 2002 thru 2008.



INLAND KOI SOCIETY
5198 ARLINGTON AVE., #146
RIVERSIDE, CA 92504
Return Service Requested

Why not host a club meeting in 2015?

All you need is a koi pond, some space in your yard to hold 45-60 people and your friendly smile.

Remember from our 2014 pond tour that no pond is too small.

Contact Rob Fales
at (951) 279-0181

or Rob_fales@inlandkoiociety.org



Visit our website: www.inlandkoiociety.org