

The Inland Koi *Connection*



**THE OFFICIAL
NEWSLETTER
OF IKS
ISSUE 171
JULY 2010**

JULY 25th - 3:00 - 6:00 PM

**IKS GENERAL SUNDAY POTLUCK
MEETING - HOSTED BY
NICK & PEGGY MILFELD**

**1644 Northhampton Drive
Riverside, California 92506
(951) 780-7395**





Hello again,

We had 60 people at our June meeting at the home of Sandy and Orville Hanson. Their pond has a great filtration system, and the water was so clear that I had to stick my hand into the pond to make sure there was really water in it. Orville also helped us get some new equipment for our speaker system, so that everybody could actually hear what was being said at the meeting. Thank you, Sandy and Orville, for hosting the meeting. Tom Ross was the speaker and provided us with some good koi health tips. Thank you, Tom.

After the meeting Orville took us on a tour of his property. He has terraced the slope on the back end of the property and planted a variety of trees there. Orville had to move thousands of rocks down the slope in order to terrace the area. Just looking at all those rocks was enough to make me tired. It's a great way to stay in shape.

Speaking of exercise, Bob Walters, Scott Zehm, Nick Milfeld, Tom Wright, Theo Zoetemelk, and I had our own physical fitness program last month. We were given a donation of pond equipment that was supposed to have been used for a 50,000-gallon pond. All we had to do was tear down everything and then lug the equipment up a flight of steps, and go from the back of the property to the front before loading it into Nick's truck. The equipment includes settling chambers, bead filters, and other items. We will soon be selling this equipment, to club members only, as soon as we inventory the equipment, and work out the details of a sale, or possibly an auction.

I just had my pond's filtration upgraded. Bob Walters and Scott Zehm helped me upgrade my bead filter, add a sieve to my settling chamber, and switch my pumps around. I'm now getting better water flow, using less electricity, and will have to spend less time on maintenance. The fish like it – they seem to be hungrier than ever. I hope that I'll soon have to stick my hand into my pond to make sure that I have water in it! Since I'll need less time for pond maintenance, I'll have more time to participate in some ocean swimming races this summer. As I'm swimming, I'll check on the clarity of the ocean water.

Kee in mind that our club trip to Little Tokyo in Los Angeles will be coming up on Saturday, October 30. Look for details next month.

This month's meeting will be at the home of Nick and Peggy Milfeld. Once again the meeting will start at 3:00 PM in order to avoid some of the summer heat, in case we have some. We will have a panel of member 'experts' who will discuss ponds and koi, and also solar energy. Start thinking about questions that have been bothering you – maybe write them down –and we can discuss them. Remember to bring your chairs and something good to eat for the pot luck.

See you at the meeting,
Mark

Mark Krakower, IKS President

BOARD of DIRECTORS Inland Koi Society 2010		Inside this issue
PRESIDENT: MARK KRAKOWER (951) 371-2223 kraktronix@sbcglobal.net		•Oval Pond 2 •Board Members •Help Line
VICE PRESIDENT: DENNIS LYNAUGH (951) 780-0123 dlynaugh@pacbell.net		•July Pond Profile 3 •Meet The Milfelds •Directions & Map
SECRETARY: ZUMA ROSS (951) 354-6444 zumaross@att.net		•Welcome 4/5 •Harrison's Koi •Leo's Construction •Waterscape •X-rated Pond
TREASURER: NICK MILFELD (951) 780-7395 milfeld@msn.com		
NEWSLETTER EDITOR: DEBBY LEVERETT (951) 781-3887 jenniferdl1950@hotmail.com		•W. Lim Corporation 6/7 •Luxor Growers •Member News
DIRECTOR: KELLY HOUSTON (909) 885-2503 vpkelly@earthlink.net		
DIRECTOR: ED KUSHNER (951) 520-0092 edkushner@msn.com		•Inland Koi 8 •Mazuri Diets •Support IKS Sponsors
DIRECTOR: Raffle Manager MARY LEEVER (909) 862-3028 mary@leeverelectronics.com		•Printing Connection 9 •Laguna Koi •2 Koi Guys •Milfeld Koi-Garden
DIRECTOR: BOB HENRY (909) 783-2373 bigoldgiantbob@sbcglobal.net		
DIRECTOR: JACK MARRIN (909) 792-3603 jack@marrin.com		•Secretary Notes 10 •June Gen. Meeting •Turtle Show
DIRECTOR: Member Database TOM ROSS (951) 354-6444 tomzuma@att.net		
DIRECTOR: SANDY HANSON (951) 682-3107 hanson_orville@yahoo.com		•Calendar / Events 11 •For Your Info. •What's Happening

~HELP LINE~	REFERENCES
• KOI DISEASE:	TOM ROSS (951) 354-6444
• INFORMATION:	JACK MARRIN (909) 792-3603
• LIBRARIAN: Books, Videos	BONNIE HENRY (909) 783-2373
• MEETING SITES:	KELLY HOUSTON (909) 885-2503
• MEMBERSHIP:	TEE WRIGHT (951) 637-5479
• NEWSLETTER ADS:	DEBBY LEVERETT (951) 781-3887
• PLUMBING or FILTERS:	BOB WALTERS (951) 681-4064
• RAFFLE MANAGER:	MARY LEEVER (909) 862-3028

Nick & Peggy Milfeld have invited IKS members to hold the July General Meeting in their exquisite garden. Many of us have visited the Milfelds' garden and pond before: it has been on two IKS Pond Tours and on the Riverside Flower Show Garden Tour. It has seen two weddings, three receptions, a Women's Ministry Luncheon & Fashion Show, fifteen years of Pathway Christian Church Easter breakfasts, a fund raiser for Alvord School District, and twice been on the RCRMC Spring Garden Tour. Their yard was featured on a night-light garden tour, written about in the Press Enterprise Newspaper several times, and featured in many other events.

Nick, Peggy, and their three children built two ponds at their last home, and a prerequisite for the 1987 move to Riverside was a property that would support waterfalls (like in a forest). Nick's 'beautiful forest' vision was invisible to three of four landscape architects facing the flat, barren half acre and the 2-to-1 slope to a block-wall lot line left by the developers. But tons of rearranging, and truckloads of topsoil and amendments later, the digging began and the trees got planted.

The real adventure begins as you enter the backyard where you will find yourself magically transported to a beautiful forest of tall whispering pine, cedar and redwood trees. Nick has always said his woodland yard is the result of his inability to move Milfelds' Azalea Nursery, his wholesale family business, to the mountain environment he would have preferred. Instead, when he and Peggy moved their business and home to Riverside from Temple City, he stubbornly brought the forest to his back yard, thus also creating a lush microclimate for ferns, azaleas, rhodies and hydrangea. Recently the garden had a make-over, with trees trimmed and thinned to allow more sunlight to bathe the wealth of various flowers and trees. Be sure to take the trail that reaches into the trees among ferns where you can get a good view of the series of terraced waterfalls cascading down to the Milfelds' spectacular gunite Koi pond and swimming pool. Edging rock and waterfalls were all hand formed of concrete and painted to support an idea of naturalness. The plantings, additions and care are done by Nick and Peggy with lots of love and a pride in gardening, with constant shifts according to weather or wishes.

Their 11,000 gallon pond, with two waterfalls and an island, is to the left, and a swimming pool, with a spa and waterfall, is to the right. There is a deck in the middle which makes the pond and pool look like they are joined. Two different filter systems filter the pond. Two bottom drains feed a combination of three vortexes by Patio Ponds, with a ¼ hp Sequence pump and an Aqua UV with 120 watts back to the pond through jets. Two bottom drains and a skimmer feed the second filter system, driven by two ¼ hp Sequence pumps, first to a pair of pre-filters built by Bob Walters, then to another 120 watt UV light, up to a three-chamber up-flow rock-gravel-silica sand filter to polish the water; then back to the pond via a waterfall. These systems run 24/7. Nick also has a 2 hp pump that pulls water from two other bottom drains and goes straight to the giant waterfall, which runs only when there is an audience.

Nick has been our long-time club Treasurer, and

Peggy greets you at the sign-in table at each meeting, helps proof the Inland Koi Connection, and has created the IKS Pond Tour booklets each year. Because of their dedication and constant involvement, both have been elected as an IKS Person of the Year in the past. You couldn't find a better example of unselfish giving and friendship in our club than the two of them.

The Milfeld's have a beautiful swimming pool, 15,000 gallons, 4½ feet deep, with a 2 hp pump for the waterfall. With this heat, it might be a refreshing treat to dip your feet in or stand in the waterfall. (We will not swim because of the noise and distraction it would be to the speakers. The pool is not fenced, so parents will need to keep an eye on young children.)

Since July, August and maybe September in the Inland Empire are extremely exhausting with high outdoor temperatures, the IKS Board of Directors have directed a time change; hoping to catch a cooler time of day. So, this month, as last month, the starting time of the meeting will be changed from 2 - 5 PM to **3:00 - 6:00 PM**. By three in the afternoon most of the Milfeld yard will be in shade.

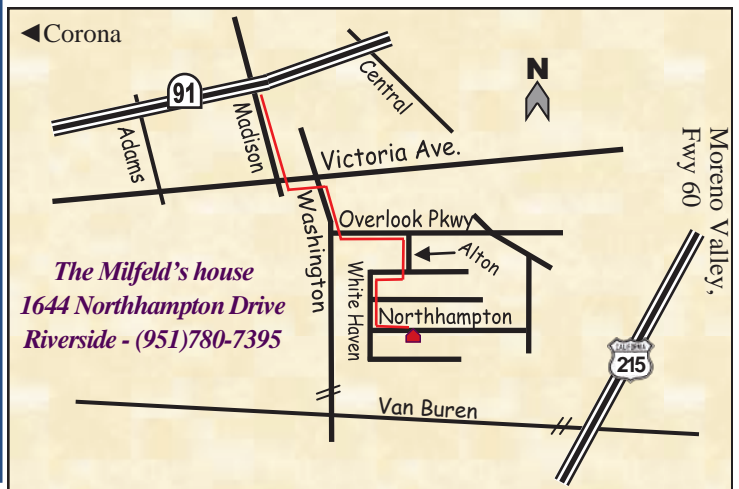
Remember your comfortable chairs... any raffle gifts... and an attitude for relaxing while learning about Koi. We have exceptional potlucks with homemade and purchased items. I do hope you'll join in on contributing *your* favorite summertime dish or treat.

I'll see you there, Debby Leverett, IKS Newsletter Editor

Program: Question & Answer Panel - Bring any questions, problems, or things you are curious about. **Write it down.**

DIRECTIONS:

- ▶ From 91 Freeway in Riverside, exit on MADISON STREET and head south.
- Go approx. 1 mile south to VICTORIA AVE., an old divided street, and turn left.
- Turn right on WASHINGTON at the 4-way stop; turn left at signal on OVERLOOK PARKWAY.
- Take the first right (ALTON WAY), go right at the 'T', and then you're forced left. Go 2 blocks & turn left. It's the second house on the right.



W
E
L
C
O
M
E

NAME	CITY	JOINED
ROBERT & DEANNA FALES	CORONA	06 - 10
FRANCINE HOFFMAN	RIVERSIDE	06 - 10
WILLIAM MOREIRA	CHINO	06 - 10
HENRY PADILLA	TEMECULA	06 - 10
GERRARD & LINDA SAPANERO	BEAUMONT	06 - 10
MIGUEL J. SIERRA	MURRIETA	06 - 10
TED, SHIRLEY, & EMILY SNOWDEN	RIVERSIDE	06 - 10
PAM SPINDOLA	SANTA ANA	06 - 10

From The Inland Koi Society

IKS hopes you enjoy an informative and fun association with our club! Members get the advantage of having years of experience (mistakes and lessons) available to them, while at the same time there are enough new hobbyist members that no one feels they are the only one who is clueless on a subject. Ask questions!



909-981-1731
www.thepondexperts.com

Jim Thompson
Debi Thompson
Contr. Lic #824893

Specializing in Koi Ponds, Filtration Systems & Watergardens
LANDSCAPING • LIGHTING • ARTIFICIAL TURF / PUTTING GREENS

Leo's Construction



Driveways • Universal Flagstone • Block Wall
Brick • Ponds • Waterfalls

LEO PALOMARES

(626) 960-6157



(951) 369-9998



HARRISON'S
KOI FARM

POND KOI • SHOW QUALITY KOI
2000 KOI on display from 3" to 30"

Specializing in hard to find varieties

- KOI FOOD
- SUPPLIES
- EQUIPMENT
- CONSULTATION



Terry & Koren Harrison
5580 / 5582 Rio Road
Riverside, CA 92509

“Are you ready for the consequences of an X rated pond?”

By Tamsie Pierce, KCSD

Spring has come and gone. It is now officially Summer. Your koi are responding to the warmth and the increase of food. And all the little fishy hormones and instincts that summer and spawning bring out. If you haven't witnessed a spawning yet, you've either been out of the house at the wrong time or your fish are still too young. All it takes is one well fed female older than 18 months to set the whole thrashing, racing, excitement off. The males chase her, bump against her to get her to spill her eggs. She circles looking for a place to deposit the eggs, a place where there is enough vegetation for the eggs to attach; hyacinth roots, hair algae, water lily stems, anything hanging down into the pond like a formal spawning mop.

After her, race the entire pond. The excited males ready to bring those eggs to life, and the rest of the pond, hungry for caviar for lunch.

When conditions are right, and that is frequently every time, many of that spill of 250,000 eggs will go uneaten. About half will hatch and in 3 days those fry will be free swimming.

A professional breeder will have separated the female and her courting males from the rest of the gang. And once she is through laying her eggs, he will scoop the female and the males out, leaving the eggs alone in the breeding pool. He will have allowed the pond to have turned pea soup green with algae; protecting the eggs from predators, moderating the pond temperature, providing a high oxygen content during the day to the water. Of course the foam and milt from the males will have also contributed to the bloom of algae.

But we're backyard guys. And now our job begins with those hatching fry. The pump has to be turned down

so the tiny fry don't get sucked in. The pond population won't eat the fry once they are free swimming, but we need to protect the eggs until they hatch. Unfertilized eggs are susceptible to a fungus growth which will spread to the fertilized eggs if a sharp eye is not kept on them.

At first the fry will consume the pea soup algae. And then koi food -- but koi food ground to a powder at first. The pump may be turned down, but the filter needs to work twice as hard to clean the water from not only the powdered food, but also the enormous load of fish.

So a professional now culls.

Which any backyard breeder, any serious backyard breeder needs to do. Both to ease the load on the filter and to keep the bloodlines healthy. Out go the babies with deformities; missing fins, crooked backs, strange mouths, and then another cull for pattern. You want a kohaku? Keep the red fish, pitch the black. You want platinums, keep the white fish, pitch the red and black. Red is quick to develop, black is slow, so any fish with much black is likely to remain black.

Culling is frequently the hardest part of raising those quarter-million hatched fry. And a professional does it when the first fry are one eighth of an inch.

At work one day, long before I got into stocking a pond, someone talked about how excited he was at buying a home with a koi pond and how much money he was going to be able to make from raising koi. It seemed at the time, a little simplistic to think “Koi equals Big Bucks” Any backyard breeder can tell you it takes considerably more time and effort to find that one perfect fish from a spawn. Or even that one perfect fish at a Dealer, for that matter.

Enjoy your babies' summertime romp. But keep in mind just how much their X rated fun is going to cost you.

POND CLEANING CAN KILL YOUR KOI

By Jerold Kyle, KHA, California

What? But, you said to get all that mulm out of there? Yes, but it was not just about the rotting leaves making hydrogen sulfide; it was also about a perfect environment for various ciliates to over-winter while waiting for the time to be right as immune systems were being suppressed due to colder water.

We know that one of the fastest killers is a little ciliate called Chilodonella. It lurks down there in the mulm with its buddies Costia and friends. It doesn't cause a lot of flashing and scratching when it attacks so you might never suspect it is there. It goes in the gills where you can not see it causing infection. The infections usually occur from early spring and build into the hot summer.

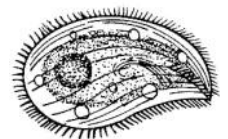
One day you find a number of dead koi in the pond. OMG, a lot of dying koi all at once is a symptom of KHV and not much can be done! Think again. “Chilodonella should be suspected any time large numbers of fish are dying on the surface, or who roll over on their sides,

except when disturbed, then the koi dash madly,” says Eric L. Johnson, D.V.M. in his book, “Koi Health and Disease.”

If we are paying attention and see the koi lying on their sides like they are asleep and when we try to catch one to take a look, it takes off at Mach 3, we just might have Chilodonella. Especially if we did not get all that mulm out of there last winter after the leaves had quit falling. Like we knew we should.

Salt is an easy way to rid a pond of Chilodonella and a lot of its buddies. We are told to salt to 0.3% for 14 days and then let salt be gradually reduced through regular water changes. Don't leave it in indefinitely as you may help develop a salt resistant strain of bad guys that a simple 0.3% will not kill. It can happen. Don't make it your fault.

Here you see the top and side view. They are very common in pond water samples and can occasionally be seen from the side “walking” along an object



W. Lim Corporation
 11895 Inland Avenue
 Mira Loma, CA 91732
Manufacturer of The Wave Pumps
Manufactured Since 1969 and Still the Best

sale!
 29/67
save \$180.00
 on a Wave II 3/4hp Pump

Offer valid at participating W. Lim dealers only. Offer good while supplies last.

- Worldwide electrical capability
- Salt water resistant (corrosion Epoxy paint added on)
- 3-way discharge positions for less restriction
- High flow 2" ports
- 2 quick disconnect unions (included)
- Emergency thermal protection shut-off



suggested
 retail
 price
 \$619.00

Please contact your local W. Lim dealer
 for more information



**2010
 CATALOG**

**10th
 Anniversary**



MANUFACTURER OF THE WAVE PUMP



Quality is Always the Key

UV Sterilizers 332-4039
 Wave Power Stainless Steel UV Sterilizers

Wave POWER

Stainless Steel Ultraviolet Sterilizer



Item 3305

UVS-05 Wave Power Stainless Steel Ultraviolet Sterilizer - 36 watts H/O

\$100 Off Regular Price

Item 3307

UVS-20 Wave Power Stainless Steel Ultraviolet Sterilizer - 86 watts H/O

\$150 Off Regular Price

***** Special Offer *****

Any Wave UV comes with a **FREE** replacement Lamp with any unit
Offer Valid March 1, 2010 to April 30, 2010

Model #	Wet Chamber Capacity (gal)	Max UV Flow Rate (gpm)	Maximum Pond Volume (2 hour turn-over)	Maximum Pond Volume (3 hour turn-over)	Maximum Pond Volume (4 hour turn-over)
UVS-05	1.47	44	5,280 gallons	7,920 gallons	10,560 gallons
UVS-20	3.95	118	14,160 gallons	21,240 gallons	28,320 gallons

Order by fax (951) 360-1166 or email sales@wlimproducts.com

Luxor Growers & Koi Fish

We Offer a Great Selection of High Quality Imported Japanese Koi as Champions or Future Champions

• Koi Food • Pond Supplies •

Mon - Sat 9 am - 4 pm
 15553 Wood Road
 Riverside Ca 92508
 C/S Van Buren & JFK

email: luxora1koi@roadrunner.com
 web: www.luxorA1koi.com
 951-789-4770 • cell 951-204-6758



INLAND KOI

Quality Japanese Koi
& Pond Supply



Importers of high quality
Japanese koi.
Complete line of koi &
pond supplies.

On July 10, 2010
we filled our tanks with
a new shipment of Koi
from Japan. Come look!

INLAND KOI

10000 Indiana Ave., Ste #7
Riverside CA 92503
(951) 352-5128

Look for us on the
south side of Indiana Ave.,
between Tyler and Harrison
2 miles from old location

Store Hours: Mon-Sat 10:00-5:00
Sun 10:00-4:00



Phone: (951) 352-5128

Email: inlandkoi@inlandkoi.com

THE BEST QUALITY
Japanese Koi
AT A REASONABLE PRICE!

Mazuri.

The Exotic Animal Feeding Resource

EXOTICS RULE OUR ANIMAL KINGDOM



At Mazuri, we know exotics rule. In the grand scheme of things, we produce more food for more exotic animals than any other company in the world.

MAZURI® KOI DIETS:

- Top quality fish and soy protein
- Complete and balanced nutrition
- Astaxanthin, canthaxanthin, spirulina, shrimp and beta-carotene for brilliant color
- Each bag is date coded for guaranteed freshness and is produced in the United States


So for healthy, brightly-colored Koi and cloud-free water, trust Mazuri.®




MAZURI® KOI DIETS:
Koi Maxinum Ogata
Koi Maxinum Wheat Nuggets
Koi Maxinum Nuggets
Koi Pond Nuggets
Koi Maxinum Bix

Take a walk on the wild side and visit us at
www.Mazuri.com

Milfeld Koi and Garden Continued



"It is not so much for its beauty that the forest makes a claim upon men's hearts, as for that subtle something, that quality of air that emanation from old trees, that so wonderfully changes and renews a weary spirit." ~Robert Louis Stevens

**LAGUNA
KOI
PONDS**

Ben Plonski

Phone (949) 494-5107
20452 Laguna Canyon Road, Laguna Beach, CA 92651
bplonski@lagunakoi.com Fax (949) 494-1679

2 Koi Guys

951 237-2508
951 205-1212



~ Scott Zehm ~ Robert Walters ~
Contractors Lic. #716692

- DESIGN • CONSTRUCTION • MODIFICATIONS
- YOUR UV LAMP SOURCE • KOI POND FILTRATION
- LINER OR CONCRETE PONDS • INSTALLATIONS
- WEEKLY & MONTHLY MAINTENANCE

Jack Cords



20% Off For First Time Customers!

800.491.1964 • 951.351.9437
printingcolor@yahoo.com • www.printingconnection.net
11800 Sterling Ave., Suite E • Riverside, CA 92503

IKS GENERAL MEETING

JUNE 27

This was a really nice meeting. There were 60 members with many guests and new members present. We all gathered in the spacious back yard, enjoyed the shade, the potluck meal and the setting. This home is a comfortable family home and the garden is remarkable. The setting is beautiful, and was quite nice for the meeting because of the effort the owners have put into the landscaping and the ponds. President Mark started the meeting with a welcome to all the new members and visitors. Several new members talked about their ponds, and how they were introduced to the club. Most of the new members came to the pond tour first, and then joined. We welcome all of them and hope they will enjoy the club.

Orville then talked about the yard and the ponds. The back yard was a few inches of dirt over rock when they moved in. The foundation of the house was built directly on solid granite, which improves earthquake safety but meant that the entire yard was also solid rock. So Orville and the family carved the holes and beds for every bush, tree, and two ponds by jackhammer. Not too many homeowners own one; Orville does. The resulting rocks and rubble were the start of the next project. He has continued the effort at the rear of the property with the single-handed effort of rock removal, re-arrangement, and placement to create a terraced garden that provides habitat for local birds and animals, visual delight to the neighbors who look at it daily, and inspiration for all of us. He did it with small increments of work daily. The result is massive and very impressive. To me, this is concrete evidence of the value of keeping at a task until it is finished. Also, this is something that was done with human effort and very little money. One of the great things about meeting at member's homes is the insight all of us can gain from each other's experience and methods for landscaping as well as pond design and Koi keeping.

He and the family built the small pond about twenty-five years ago. The larger Koi pond was built in 2005 after he retired. The pond construction is liner with concrete on top, and a reinforced concrete collar at the top edge. There are six planter pockets in the waterfall area for additional bio-filtration. There are multiple pumps and filter systems, including one with a variable speed pump and a fractionator that removes organics (DOCs). The pond is four feet deep,

with nineteen beautiful koi swimming in crystal clear water.

After Orville's excellent talk, he and Kelly described attending the 2010 Nashville AKCA seminar and the awards given to our club members. The award for Koi of the Year was given to Jerry and Pat Mall for their beautiful Showa. This fish will be on the cover of Koi USA soon (usually in the September issue) as part of the seminar coverage. This is a great honor for the Inland Koi Society and the Malls. The certificate for Koi Person of the Year was awarded to Tom Wright for his dedicated service to the club as a comrade in voicing ideas, helping endlessly, fish handling and rescue.


Gene Maingot then discussed the IKS scholarship program. The club is offering a \$500 scholarship. This will be awarded before the start of the next school year.

Tom Ross gave a short health presentation; the first subject was use of Sodium Percarbonate for control of string algae. Then he offered some solutions to typical "first timer" koi problems; starting with proper water testing, ways to accurately determine your pond volume, and some ways a liner garden pond can be enlarged and improved to be a better environment for Koi. He emphasized proper construction, which means bottom drains, a depth of at least 3 feet, and straight sides to keep predators away from the fish. Tom described the simple construction of a trickle tower and how well it worked in a member's pond that was very crowded with big healthy fish. This trickle tower was made from plastic crate boxes and lava rock, at very little expense.

The raffle featured Orville calling out the numbers, and Mary Leever handing out the prizes. In addition to the usual table of goodies, four lucky winners took home a high quality tosei donated by Inland Koi.

The meeting concluded with a guided tour of the terraces led by Orville. For many, this was the high point of the day, as the trees and flowers are quite spectacular. Those who climbed down and up its steep paths truly appreciated the effort it took to build!

~ Respectfully submitted,
Zuma Ross, IKS Secretary



A Non-Profit Organization
is having their

Annual Turtle & Tortoise Show

Saturday, August 14, 2010

10:00 am - 4:00 pm

Admission: **FREE**

- Live Exhibits • Adoption Information
- Educational Displays • Fund Raising Table
- Raffle • Baked Goods & Soft Drinks

Redlands Senior Citizen Center
111 W. Lugonia Ave.
Redlands, CA

COME JOIN THE FUN!!

For show information only
Call: (951)785-6991

or

Check out: www.tortoise.org



**INLAND KOI SOCIETY
PROGRAM PLANNING CALENDAR 2010**

REGULAR MTG 4th Sunday	HOSTS Address	PROPOSED PROGRAM Speakers	BOARD MEETING Wed. after Mtg
July 25	Nick & Peggy Milfeld 1644 Northhampton Drive Riverside, CA 92506 951-780-7395	IKS Q & A Panel	Wed. July 28
August 22	Rob & Laurie Vance 428 Mariposa Street Upland, CA 91784 909-214-8115	TBA	Wed. Aug. 25
September 26	Ben & Tammy Kimble 18315 Roberts Road Riverside, CA 92508 9951-368-4448	IKS Q & A Panel	Wed. Sept. 29
October 30	IKS Annual Bus Trip	\$10.00 per person	Wed. Nov. 3

2010		Coming Events
J U L Y	Jul 15- Aug 15	ORANGE COUNTY FAIR ~ Orange County Fairgrounds and Exposition Center / 88 Fair Drive / Costa Mesa, CA 92626 / (714) 708-3247 http://www.ocfair.com
	17	19TH ANNUAL POND TOUR ~ 9AM - 4 PM / Santa Clara Valley Koi & Water Garden Club / 6 unique & interesting ponds. Locations announced on www.sckoi.com by June 15.
	25	IKS GENERAL MEETING AND POTLUCK ~ 3:00-6:00 pm / Hosts will be Nick & Peggy Milfeld in Riverside / For more information, contact Kelly Houston (909) 885-2503
	26	IKS BUSINESS MEETING ~ 7 pm / All members of IKS welcome! — 6531 Box Springs Blvd, Riverside / Mark Krakower at (951) 371-2223.
	31- Aug 01	NORTHWEST KOI AND GOLDFISH SHOW 2010 at World Forestry Center, Portland, Oregon. 30th Annual Show and Vender Fair. www.nwkg.org

Obon is an annual Buddhist event for commemorating one's ancestors. It is believed that each year during obon, the ancestors' spirits return to this world in order to visit their relatives.

Traditionally, lanterns are hung in front of houses to guide the ancestors' spirits, obon dances (bon odori) are performed, graves are visited and food offerings are made at house altars and temples..

At the end of Obon, floating lanterns are put into rivers, lakes and seas in order to guide the spirits back into their world. The customs followed vary strongly from region to region. The Obon week in mid August is one of Japan's three major holiday seasons.


Riley's Farm
12261 S. Oak Glen Road
Oak Glen, California 92399
(909) 797-7534
www.rileysfarm.com




We expect a good crop in 2010 and we need more of you u-pickers! Last year we had more raspberries than pickers, so keep watching and come on up, or we'll have to make lots of raspberry milkshakes!

Acres and acres of raspberries! We've been growing raspberries for several years now, with lots of success. Raspberries have done so well, we quadrupled our crops in 2007 and now those bushes are producing so many berries we have to use the extra in the kitchen for shakes and pie! All of our berries are pesticide and herbicide free, making them great to eat right off the vine (if you don't mind a little farm dust). These berries are so juicy and sweet, you'll never want to get a berry from anywhere else!

Please Note: *the availability of the crop depends on many factors beyond our control* New berries ripen every day, and if we have many pickers, we may be "picked out" on any given day. Early pickers have an advantage. If you want to make sure, it is best to call 909-790-TIME before your arrival.

RASPBERRY-CROP STATUS:	RILEY'S TYPICAL SEASON:	COMMENTS:
Looks fair to good! 	July 15 - Sept. 20th	The raspberries are exceptionally sweet this year due to low rain falls & lots of hot days.


AUGUST		Coming Events
A U G U S T	6-8	U.S.OPEN SAND CASTLE COMPETITION ~ The 30 th annual event includes a weekend street fair with live entertainment. Official competition starts at 9 am on Aug.8 and judging begins at 2 pm. Imperial Beach (619) 424-6663; www.usopensandcastle.com
	7-8	AQUARIUM & POND EXPO ~ The LA Pet Fair / 10 am -5 pm See advertisement on the bottom left.
	10	JUST BECAUSE ~ Take the day off and go raspberry picking. They also have strawberries, dinner events, Colonial Days, & fruit picking. Check out the web site of Riley's Farm in Oak Glen (on the left).
	13	AKCA BOARD MEETING ~ 6pm / 529 W. Blue-ridge Ave., Orange, CA 92865 / Call Kelly Houston at (909) 885-2503 for more information.
	14	ANNUAL TURTLE & TORTISE SHOW ~ See the bottom of page 10 for information on this event.
	15	ORANGE COUNTY FAIR ~ Last day of the Orange County Fair / 88 Fair Drive / Costa Mesa, CA 92626 / (714) 708-3247 http://www.ocfair.com
	20- 22	NORCO RODEO ~ Gates open at 5 pm. Admission fee. George Ingalls Equestrian Center. (951) 371-1204; www.norcoprcarodeo.com
	22	IKS GENERAL MEETING AND POTLUCK ~ 3:00-6:00 pm / Hosts will be Rob & Laurie Vance in Upland / For more information, contact Kelly Houston (909) 885-2503
 25	IKS BUSINESS MEETING ~ 7 pm / All members of IKS welcome! — 6531 Box Springs Blvd, Riverside / Mark Krakower at (951) 371-2223.	



The LA Pet Fair will be open Saturday, August 7 & Sunday, August 8 from 10:00AM to 5:00PM at the Los Angeles County Fairplex in Pomona - 1101 McKinley Ave, Pomona, CA 91768. Admission is \$12 for Adults and \$8 for Children 12 years or younger. (909) 623-3711

<http://www.aquariumpondexpo.com>





INLAND KOI SOCIETY
5198 ARLINGTON AVE., #146
RIVERSIDE, CA 92504
Return Service Requested



"One touch of nature makes the whole world kin."
~William Shakespeare



Visit our website: www.inlandkoi.org