

The Inland Koi Connection



**THE OFFICIAL
NEWSLETTER
OF IKS
ISSUE 244
JUNE
2017**

Let's visit another new pond!



**Sunday
June 25
Pot Luck
Meeting
2:00 - 5:00 pm**

**Our Hosts
Alex & Angela Franco
1151 Windsor Lane
Tustin 92780
714.782.4122**



The IKS Board meets monthly, generally on Wednesday evening following the Sunday regular meeting. The meeting begins at 7:00pm and is open to any interested members.

The May 17 meeting was held at the Kushners' in Corona; a Rubio's taco salad and wraps, with chips & dip were provided for dinner. We discussed the usual business and finalize the Auction plans:

- **A turnout of 49** at the Hunters' was fantastic! Phil prepared Power-Point show of his home in Kentucky and the pond construction here, a fascinating project the way it was tied into and built under the house. Kelly Houston and his brother were there; looking good, Kelly wants to join again. Jerry & Pat Mall were elected as Koi Persons of the Year, and Ed's *Kikokuryu* was selected as Koi of the Year. The photo was submitted to AKCA.
- **Confirmed** meetings for all but the October 23 meeting:
 - **Reminder** that there will be NO May 28 meeting in lieu of the Auction the following weekend.
 - **June 3**, Saturday, 8AM, IKS Koi Auction & Used Equipment Sale.
 - **June 25**, at Alex Franco's home in Tustin, 2-5pm
 - **July 23**, at Mariano Palpallatoc's in Chino Hills; Hawaiian BBQ.
 - **August 27** at Mark Corser's in Corona, with BBQ.
 - **Sept. 24** field trip to Barstow Koi; arrangements by Tom Wright.
 - Looking for volunteer hosts for October, January...call Rob Fales.
- **Rescue:** Will close down pond for Les Carroll in Jurupa; trying to schedule it before Auction.
- **Scholarships:** Tom reported one application was received and asked the Board's agreement that we award Carrie Fales ; **Congratulations!**
- **Koi Auction June 3, 2017:** Nick & Larry co-chairs. Nick sent out letters to all volunteers with full list of assignments, job descriptions, several flyers. Norma will have T-shirts before the Friday set-up; people can pick them up then, or Saturday morning.
- **Next Board meeting: Wed., June 29, 7pm**, at Milfelds.*

Peggy Milfeld, Secretary Pro tem ☹_('.)_/_

*Members wishing to attend a Board mtg. should let the host know.



BOARD OF DIRECTORS

President: **Position Open**

Vice President: **Rob Fales** ~ Mtg Sites & Speakers
951.279.0181 ~ Rob_fales@inlandkoiociety.org

Secretary: **Position Open**

Treasurer: **Nick Milfeld** ~ Membership
951.780.7395 ~ NickMilfeld@inlandkoiociety.org

Newsletter Editor: **Peggy Milfeld**
951.780.7395 ~ PeggyMilfeld@inlandkoiociety.org

Director: **Deanna Fales** ~ Raffles
951.279.0181 ~ Rob_fales@inlandkoiociety.org

Director: **Ed Kushner** ~ Koi Rescue
951.520.0092 ~ edkushner@inlandkoiociety.org

Director: **Linda Kushner** ~
951.520.0092 ~ lindakusner1@gmail.com

Director: **Larry Leverett** ~
951.781.3887 ~ LarryLeverett@inlandkoiociety.org

Director: **Jack Marrin** ~ Info, Club Properties
909.792.3603 ~ jack@marrin.com

Director: **Tom Wright** ~ Koi Health
951.990.5479 ~ TomWright@inlandkoiociety.org

Director: **Theo Zoetemelk**
951.735.9896 ~ theozoet@charter.net

IKS HELP LINE

Koi Health, K.O.I. Rep.: **Spike Cover** ~ 949.855.2371

AKCA Representative ~ **Mac McClain** 951.398.7048

Librarian: Books & Videos listed on IKS web-site
Audrey Rowland ~ 951.233.3671

Database: **Orville Hanson** ~ 951.682.3107

Web Master: **Alecia Everett** ~ ikswebmaster@yahoo.com

Badges: **Jack Marrin** ~ 909.792.3603 ~ jack@marrin.com

Sunshine: **Francine Hoffman** ~ 951.781.8209

• **When calling our volunteers, you might get a recorded message. Please suggest a time when you're home to receive a return call, or when you would like to call back.**

• **Remember that phone advice is given based on your input; the ultimate responsibility for treatment remains with you.**


New ponds are always a treat for our members, and this month's selection should not disappoint. Encouraged by Tom Wright and Joe & Peter Cao, **Alex Franco** visited our meeting at Inland Koi in February and promptly joined; he hasn't missed a meeting since. Although he said his wife **Angela** isn't interested in koi, she will welcome us to their home: they love to entertain and often have large gatherings on the patio. Married 14 years, they share three daughters, Anisa, Lauren and Lexi, and grandson Noah gives Alex another guy in the house.

Ever wish you could get rid of the lawn and do something else? When the Francos bought their home in December 2014, the yards were unremarkable flat lawn areas. Boring —7000 sq. ft. of flat-out boring. We get to see the transformation Alex has made of it in two and a half years. His love of family, Hawaii, plumeria and, obviously, koi were his touchstones, and all will be self evident as you explore this little bit of Eden in Tustin. I don't believe there's any more lawn anywhere, and tropics are everywhere. The home and the landscape is based around gatherings. The patio is 1000 sq. ft. of redwood decking, a great place for family holidays and parties; the oldest daughter had her 21st birthday bash there, complete with disco lights instead of mood lights, the ponds fenced off to keep dancers from falling in.



Where do I start on the ponds? There are three, plus a built-in QT tank. Alex says they're all 'caveman' filtered because they have basic filters, nothing fancy. The main pond is a 6500-gallon liner pond with surface skimmers, a UV setup, and aeration built into the system. There are three filter areas utilizing multiple pumps: two 1/2hp, one 1/4hp, and a 1/16hp. There are two filters, an *Ultima* 8000 and an *Ultima* 4000; four barrel settlement tanks with brushes, two bakki showers, and a 200-gallon gravity-fed chamber filter. How all of those are configured I haven't a clue; it will be interesting not only to see the system, but to see where and how Alex has 'camouflaged' it. This pond is home to 45 koi sized from 6" to 24".

Pampering your koi in a Jacuzzi is something of a quickie in pond construction: a prefab with plumbing designed in. But Alex did something different with his spa: he surrounded it with a lined 2000-gallon pond, complete with bottom drain, and built a bridge over it to access the tub. Its 1/4hp pump feeds two small chamber filters and a UV light. (*Makes me wonder if Angela, who is admittedly "fish-phobic", is willing to enjoy the pleasures with koi circling her like mini sharks!*) This pond houses 18 koi between 8" and 22". The QT tank is half the size of the Jacuzzi pond: a rectangular 1000-gallon lined and elevated tank is built into a corner where block walls meet. There's a barrel with brushes that feeds two homemade shower filters, and Alex has retro-fitted the tank with a bottom drain and skimmer. The tank is currently holding 16 koi, 4" to 20", perhaps including the four he bought this month at the Auction.



liner pond, only 16" deep, used to keep guppies, mosquito fish, and a dozen goldfish. It has a 1/16hp pump feeding a pressure filter and UV light. All of these water features are surrounded by a "tropical lush" consisting of 120+ species of plants, some from Maui, others from the Amazon or Africa. Everything is programmed on drip irrigation and all of it is controlled by one small hand-held device—his phone! Besides that, all his pond systems are designed to be drained into the garden areas rather than into the street. You can't have better fertilizer than that! There are over 60 accent lights throughout the gardens, including switch-controlled lights for the main pond. (*I'm told it's beautiful at night; we should meet from 5 to 8pm to enjoy it!*) Oh, yeah, all those pumps and lights could cost a bundle to run, but a 26-panel solar system has it covered.



Now, you ask, *whence cometh all the talent and the green thumb?* Alex has a gift, and I'm sure Angela shares in his labors at home. After high school, Alex went into business for himself, establishing **A.J. Horticulture** in 1998, and specializing in the softscape side of landscaping: plants, soil, irrigation and lighting. In 2011, he acquired **Accent Lighting and Sprinkler**, a company begun in 1965 that specialized in sprinklers and lighting. He even has a small lighting showroom in Orange.

Designing all this take a lot of time; *how long did the installations and planting take?* Well., they moved in in December 2014...and within four months—by April 2015—the main pond was finished, filled, and fish-full; the decks were built and the backyard landscaping was in. Next came the Jacuzzi pond and the QT tank, both finished late 2015. Finally, the moat and the front landscaping were finished in February 2016. All have had 16 months to develop and mature, to be pruned and fine-tuned, to be improved and enjoyed. *Would he do it again?* Alex said he had built ponds in the past, but nothing quite as large, and yes, if he were to do it over he would do some things differently. He would go at least a foot deeper: 2½' to 3' just doesn't cut it. He would use more bottom drains and of a larger size. And he would not use the mortared rock around the pond edges.



Surely this will be a most pleasant meeting; come prepared to explore! We'll meet on the patio, which is 90% shade all the time. While we'll be pushing 100° in Riverside on Sunday, the average temp in Tustin this time of year is 75-85°, with a projected high of 84°. Bring your chairs and when you arrive, take your buffet dish to the back door: we'll serve indoors, and there may be tables for everyone. There should be ample parking on the street but, if not, there's an elementary school two doors down with a lot in the front of the school.... ☺

No detailed map this month, but turn the page and you'll find Freeway directions. Your GPS will be helpful, or pull out a map before you go. Thanks, and we'll see you there! ~Peggy

Out front is the fourth 'pond', an 800-gallon moat that makes a bridge to the front door necessary. This is a small stream-like

From downtown Riverside (30-45 minutes, depending...)

- Take CA-91 West about 30 miles. Take ramp left and follow signs for CA-91 West.
 - At exit 34, take ramp on left for CA-55 South toward Newport Beach; go about 6 miles.
 - At exit 12A, take ramp on right for 17th St. toward Tustin; go 2 miles.
 - Turn right onto Newport Ave; take third left onto Windsor Lane.
- **1151 Windsor Lane** is on the left in the curve as the street turns into Elizabeth Way.

Alternate route from Riverside:

- Take CA-91 West about 23 miles. Take ramp left and follow signs for CA-91 West.
- At exit 41B**, take ramp on right for CA-241 South toward Irvine (toll road). Keep right to go south about 4 miles.
- At exit 32, take ramp right for CA-261 South toward Irvine; go about 4.5 miles.
 - At exit 2, take ramp right and follow signs for Irvine Blvd.; turn right on Irvine Blvd. and go about 2 miles to Elizabeth Way. (Just before Irvine Y's left; straight ahead is Old Irvine Blvd.)
 - Turning right on Elizabeth, go two blocks to the intersection with Windsor Lane.
- **1151 Windsor Lane** is on your right in the curve.
- If street parking is limited, there is an elementary school just before the house, with a parking lot in front.

From Rancho Cucamonga (50-60 minutes, depending...):

- Take I-15 South to CA-91 West toward Beach Cities.
- At exit 41B**, take ramp on right for CA-241 South, and follow instructions above....

Alternate route from Cucamonga:

- Take I-10 West toward Los Angeles, about 13 miles.
 - Take ramp on right for CA-57 South toward Santa Ana. (Road name changes to CA-60W / CA-57S; keep right onto CA-57 S.)
 - Take ramp on left for I-5 South toward Santa Ana; go about 5 miles.
 - At exit 101B, take ramp on right; follow signs for Red Hill Ave.
 - Turn left onto Red Hill; in 1 mile, turn left onto Irvine Blvd.
 - Take the second right onto Elizabeth Way and go 2 blocks.
- **1151 Windsor** is on the right at the intersection with Windsor.

From Mission Viejo (20-30 minutes, depending...):

- Take the I-5 north toward Los Angeles, about 10 miles.
 - At exit 100, take right ramp and follow signs for Jamboree Rd.; turn right on Jamboree and go about 1 mile.
 - Turn left onto Irvine Blvd and go about 1.8 miles to Elizabeth Way.
 - Turn right on Elizabeth, go two blocks to Windsor Lane.
- **1151 Windsor Lane** is on your right in the curve.
- If street parking is limited, there is an elementary school just before the house, with a parking lot in front.

See you there!

WELCOME TO OUR NEWEST MEMBERS!


Our Auction brought out many koi hobbyists we didn't know lived nearby, and three of those chose to join the club before they left.

We look forward to getting to know you and hope you'll find a fun and rewarding association with us. We offer the advantage of years of experience (mistakes and all), and there are enough new-to-the-hobby members that no one should feel foolish asking questions. Ask away ~ there's something to learn from everyone!



Referred by Tom Wright, Joe & Peter Cao:

02/26: Alex Franco
1151 Windsor Lane ~ 714.782.4122
Tustin 92780
AJHorticultureOC@gmail.com



Referred by Tom Wright, Joe & Peter Cao:

02/26: Mitch & Connie Lentz
26762 Cadiz Circle ~ 949.306.7674 (Mitch)
Mission Viejo 92691 ~ 714.400.8597 (Connie)
lentzc@icloud.com ~ mjlfloor@gmail.com



Referred by Rob Fales:

03/10: Pat Brotman ~ Victory Tischler-Blue
2920 E. Via Vaquero Rd. ~ 760.902.3789 (cell)
Palm Springs 92262
Pb@cvdermatology.com



Referred by Ed Brown:

05/16: Tony Coby
24888 Augusta Ct. ~ cell 951.486.1816
Moreno Valley 92551




Referred by Ed Brown:


05/16: Mike Ector
4799 Elderwood Ct. ~ 951.415.5452
Riverside 92501
Michael.Ector@amerigas.com



06/03: Charles (Chuck) Hille
16842 Stallion Pl. ~ 951.565.0946
Riverside 92504
chuckhille@netzero.com



06/03: Vicki Weston
8439 Shalimar Place ~ 951.237.2784
Riverside 92504



06/03: Cricket Mouw
16187 Porter Ave. ~ home 951.776.8323
River- side 92504 ~ cell 951.398.9139

*Write these folks into your Directory and seek them out at meetings.
Make them welcome! More than members, make them friends!*

Koi Horoscope: Moving on....

*I owe you a couple of varieties, but to catch up I'll move to the scheduled year, 2022, **Year of Asagi**, a parallel to the Year of the Tiger.*

The Tiger is seen as enthusiastic, courageous and ambitious; a confident and charismatic leader.

As you get to know your individual koi, I'm sure you'll see unique personality traits that set certain fish apart from the others. They can be as fascinating to watch as people, enthusiastic at feeding time and, yes, when spawning. It takes ambitious courage for the smallest to push into the frenzy of feeding to get their share. And as with people, it's easy to assume the beauties in your pond have a greater power of attraction, thus being more confident than the *doggoi*, as some are wont to call them; we judge by outside appearances to find the leaders in the koi world.



Asagi	1938	1950	1962	1974	1986	1998	2010	2022
-------	------	------	------	------	------	------	------	------

Year of the ASAGI

One of the oldest koi varieties to be bred with consistency, the Asagi is one of only three breeds that is blue and, if of good quality, stays blue as it ages; it is sometimes called a Blue Back koi. Asagi is a fully scaled non-metallic koi; the pectoral fins are generally clear but may have some red or orange in them. Blue scales with lighter blue (or even white) edging run down the body to create the diamond-shaped, pine cone reticulation pattern that characterizes this koi. The back is pale blue to the lateral line (the center line on the side of the fish), while the under belly, from the lateral line down, can be either red, orange or, in young fish, white. The belly color usually develops gradually and at various rates as the fish matures, a characteristic common to very few koi varieties.

The scales on the back are reticulated, with a flat black center color that is bordered in blue, and no scales should be misaligned. The first point in judging Asagi concerns this reticulation: it should be consistent and balanced with no scales appearing out of place, resembling a perfect net pattern that should begin just behind the head and run the full length of the body. Because of the prevalence of the blue base color and the highly visible reticulation, any changes in color or breaks in the scale pattern are considered an imperfection.

The second judging point would be color. The Asagi blue can range from pale to deep blue; the paler blue is generally considered better quality and is preferred. The Asagi hi (red) color is a muted, rust-colored red, not the deep, vibrant red characterizing other varieties (like the Sanke). Hi can be found on the gill plates (cheeks), pectoral and dorsal fins, belly and tail, and it can spread as the fish ages, but it shouldn't creep above the lateral line into the blue reticulated area. Regardless of where hi is found, it is important to look for crisp upper edges and symmetry of pattern.



Asagi are considered the first brocade carp. Many newer, more popular varieties of koi are the result of selective cross breeding with Asagi bloodlines.

Selecting good young Asagi, you should look for the blue to be very pale; the flat black reticulation may be very difficult to see at this stage, but look for signs of it. Perhaps the number one mistake in judging young koi is choosing one that is too blue for it is more likely to end up looking more black in maturity. This is also true of the red on the sides, as it develops over time; but if it is already a strong col-

or, there is a good chance it will migrate up onto the back of the fish making it a lower grade, even though it may be quite striking if pattern balance remains.

The nose condition in a young Asagi usually indicates how the head will ultimately turn out. If blemish free, there's a good chance the head will be, too. The ideal head color is all white without markings, but this is rare, and the head is frequently light blue-gray. *Hi* (red) can be present on the cheeks and head.



Pectoral fins can be completely white, entirely red, or red at the pectoral fin joint and white around the outer edges. This color scheme also applies to the dorsal and tailfin where red can be present to differing degrees or completely absent. Modern Asagi are now also available as long fin butterfly koi.

Asagi is an encompassing term, yet there are subtle distinctions in naming this type of koi:



Hi Asagi refers to specimens that have more red in the coloration

Taki Asagi are Asagi with a row of white scales between the blue body color, and the *hi* on the underbelly, as along the lateral line.

Asagi Konjo are dark Asagi and often appear to be black.

Asagi Narumi are the lighter blue and red Asagi.

Asagi Mizu are light blue Asagi with little or no red present.

Menkaburi Asagi are hooded, the head being mostly or completely covered by *hi*. Red eyes are considered higher quality, too.



Opinions are sharply divided about Asagi's value. Lacking the brighter colors and patterns of newer varieties, they are often overlooked and considered plain, yet other enthusiasts appreciate the tradition and distinction that Asagi add to a pond. Their understated elegance is a welcome complement to the other more colorful koi, and as a closer relative to the older generations, Asagi share their ancestor's ability to grow quite large. They are even-tempered and good pond mates. ☺





Koi Auction and Used Equipment Sale

**Saturday, June 3
at Milfelds' Nursery
2550 Adams Street
Riverside 92504**

**Workers Arrive 8am
Preview 9am
Equipment Sale 9:30am-Noon
Auction 10am - 2pm**

Another gorgeous day, and a bit warmer than we would have liked! Set-up at Nick's Milfelds' Nursery began early Friday morning because Nick had to have a couple of receiving tanks ready by 10am. Early afternoon the work began in earnest, with Orville Hanson, Larry & Debby Leverett, and Jack & Norma Marrin there to help. A number of people dropped in to pick up their T-shirt from Norma and helped a bit, too. The bagging of rescue koi – for transport from Ed's and Theo's QT to the auction site – had started before 9AM! The bagging team of the Kushners and the Fales, Theo, Tom Wright and his cousin George Wright were beat by the end of the day!



Under the shade cover and ALL of the club's EZ-Ups, our workers, the buyers and the koi were kept reasonably shaded. Morning coffee and doughnuts and all-day water and sodas were available to all the workers. Theo & Jeanne Zoetemelk, Carl & Mary Leever, and Armand Blais managed food sales and service from 10AM until they ran out! Lunch, included in the \$5 bidder registration, consisted of a Polish or hot dog, served with chips and a beverage; seconds could be purchased, too. Late in the day, Jeanne was seen delivering waters to those she thought needed it.

Co-chairmen Nick & Larry split responsibilities during the day: Larry's hands were full leading the Fish Handlers – a mixed team of IKS and KCSD members – while Nick kept tabs on the whole affair. Orville managed water quality, while Tom Wright and Ed Broomfield (our newest CKK) passed judgement on koi ID and health. Maybe five fish were lost, including one massive beauty that was struggling Friday night.



Ten tanks were set up to receive bagged koi for sale and those re-bagged after sale. Forty-nine registered as bidders; enthusiasm was slow to rise – a tough crowd – but they were bidding and counter-bidding right up to the very end, about two hours beyond schedule: the last lot sold at 3:52PM! Auctioneer Jack Marrin noted that our determi-

nation to limit the number of lots offered was wise planning, but we still had 120 tubs of koi taken down the runway (last time there were only 91). The overall selection of koi being sold was awesome: we had good quality koi and recognizable varieties, but we also had some of the biggest fish we've ever seen. And many of those big ones were females looking ready to explode! Each female Nick and I have picked up at auction has spawned that night in quarantine; I wonder how many buyers got more than they bid for this year!? A surprising 42 lots were multiples of two to six koi in one bag, the larger the number, the smaller the fish – and some of those smaller koi were truly stunning. Prices ranged to \$325, with all six of Tom Wright's offerings going for \$150 to \$325. One thing we forgot to do was sound an air horn for the 25 sales of \$100 or more.



In charge of Equipment Sales was Scott Zehm and Phyllis, helped out by Al Pierce (KCSD), while Tom Wright, Connie Lentz and John Svelan (KCSD), were checking fish in. Cashing the buyers out were the cashiers, Deanna Fales, Louise Broomfield and Ginger Cover. At the other end of the action were the ladies checking in the buyers—Dorothy Lynaugh, Linda Kushner, and Peggie Hanson—and the guys controlling car traffic—Larry Wolf, Jim Poyle, and Alex Franco. Norma Marrin, Eve Blais and Francine Hoffman were selling club T-shirts, while Cynthia Fowler, Tamsie Pierce (KCSD) and Peggy Milfeld recorded every fish that was sold.

Organization of an event like this is paramount for its success, and we still owe our thanks to the San Diego club for teaching us how to run an auction. Al & Tamsie Pierce met with a group of us years ago and handed over all their guidelines and shared years of experience. They have shown up to work every time, and bring with them their auction team. One of my favorite unsung heroes of the day is Donise Lei, our club photographer. She managed to capture every person working, and also chose to follow one koi from being checked in to be sold, through the auction process, to its eventually being claimed to be taken home. She chose P-3, a clean 20" Doitsu Sanke offered by Janice Halterman; it sold for \$110.



Nothing makes a day like an enthusiastic crowd. Other than a scheduled lunch break, there was never a lull in the bidding or the action. Buyers came from as far away as Valley Center and San Diego, Banning and Tehachapi. The word got around! ☺

What really happens to a koi that has been offered for sale at an auction? Donise chose to follow "P-3" through the process. Of course, she couldn't capture the unsuspecting koi as it was put into quarantine and deprived of food early in the week. This was to make it easier to capture Saturday morning when it was bagged for transport to the Auction site, and to cleanse its gut so it wouldn't foul the water in its bag or in the tub when it was being shown off on the runway.

Donise watched P-3 as it was registered for sale at 9:00AM and given to Orville and Larry. They put fresh water and more oxygen into its bag and had Eric Fales place the well-marked bag in one of the show tanks so the buyers could inspect it—and



the other hundred bags—before the Auction started. Standing nearby, Ed Kushner saw the big fish and mentally noted its lot number. Most people wrote lot numbers on their bidder cards for reference as the lots were presented.

At some point during the Auction, Jerry Mall chose P-3 as the next Lot to be offered. It was moved into a blue tub with fresh treated water, covered with a weighted net to prevent it from jumping out, and placed on a wagon for its ride down the runway. Auctioneer Jack Marrin, inspected the tub to identify the koi variety, then called out the lot number and started talking up P-3's fine points while Robin Fales pulled it down and back on the runway.



who is bidding what and, as the bids slow down, the last call is given:

**"Going once...going twice...
SOLD! for \$110 to #135!"**

But it's not over yet.. P-3 is taken to the second wet table where it is bagged again in a new bag, marked in red with its lot number and the buyer's number, with clean water and oxygen. The tub water is drained away and the tub is rinsed in a sanitizer solution, ready for the next lot. With its bag securely closed, P-3 is moved to Tank #10, where it will rest with the other sold koi until the day is over and it is claimed by its new owner, Ed Kushner.

Meanwhile, recorders filled tickets; one is theirs, one is



out three sold the buyer's the last is for the cashiers. When Ed decided he was finished buying, he could take his sold ticket to the cashiers, pay them and get his ticket

as well as the cashier's copy stamped **PAID**, and then he could use the ticket to claim his koi. He would have brought a box to support the plastic bag on the drive home, and he would have his own quarantine tank set up, ready and waiting for new fish. He'll float the sealed bag a while, then release the koi to its new home. ☺



Bidders could look up close and bid by holding up their numbered bidder cards. Spotters behind the bidders help the Auctioneer keep track of



The Fish Handlers and Support Workers [red shirts, left to right]

Phyllis Zehm, Ginger Cover, Al Pierce KCSD
Norma Marrin (in foreground with hat)
Deanna Fales, Debby Leverett, Rob Fales, Jerry Mall
Ed Kushner, Tom Wright, Spike Cover, Orville Hanson
Larry Leverett, Shannen Wright, ??, Erika Henry



INLAND KOI

Quality Japanese Koi
& Pond Supply



Importers of high quality
Japanese koi.
Complete line of koi &
pond supplies.

There are beautiful koi in
our latest shipment!

Check our New Arrivals page.

If you see a fish that you like,
please call or email us and
we'll reserve it for you.

18122 Mt. Washington St.
Fountain Valley CA 92708

Winter Hours:
Daily 10:30am-5:00pm



5"-6" koi
from
Niigata



Phone: (714) 438-0087

Website: www.inlandkoi.com

Email: inlandkoi@inlandkoi.com

THE BEST QUALITY
Japanese Koi
AT A REASONABLE PRICE!

HARRISON'S

KOI FARM

POND KOI • SHOW QUALITY KOI
2000 KOI on display from 3" to 30"

Specializing in hard to find varieties

- KOI FOOD
- SUPPLIES
- EQUIPMENT
- CONSULTATION



Terry & Koren Harrison
5580 / 5582 Rio Road
Riverside, CA 92509
(951) 369-9998

COMPUTER REPAIR & SERVICE

\$45
Per Hour
for Repairs

Special Service
Pkg. Available
(Commercial
& Residential)



L and E
Integrated Solutions

Linda Kushner
951-333-4147
lindakushner1@gmail.com

- Remove viruses & Malware
- Install security protection
- Maintain & manage computer
via remote access
- Train you in Windows applications
- Backup and data recovery
- Will be your IT consultant
- Troubleshoot any hardware
- Cell phone apps installation
& training
- Expert staff with over 30 years
experience

\$500 OFF
Repairs

1st time customers

Valid w/coupon only • Not valid w/other offers

In January, I printed an alarming article on the Government's efforts to include Koi on an Injurious Wildlife Species List, effectively crippling the koi industry by strictly prohibiting the transportation of koi across any state line. It would become illegal — a felony with penalties, both monetary and prison sentences being imposed. Finally, here is an update on the situation.

Back in October of 2016, the Center for Invasive Species Prevention (CISP) petitioned the Fish and Wildlife Service (FWS) to add 43 new species to the Injurious Wildlife list. The Common Carp (and so, by extension, koi) were on that list. Had it been implemented, it could've crippled the koi industry.

We say "could've," because there has been a surprising twist in the saga. In a recent court case brought against the FWS, the US Court of Appeals has ruled against the FWS's ability to prohibit the shipping or transportation of Injurious Wildlife in the US.

This ruling (and the fate of koi in the US) is thanks to the efforts of the United States Association of Reptile Keepers (USARK) and the court case they brought against the FWS in December of 2013. For now, koi transportation in the US is safe.

The ruling in the court case was that the FWS had misinterpreted the language in the Lacey Act and so had been outside of their authority to prohibit the shipping of Injurious Wildlife.

The ruling is not against the Lacey Act itself, but rather the way it has been interpreted by the FWS since it's passing in 1970. The petition to deem koi Injurious Wildlife still exists, but it is essentially rendered moot by the court's ruling.

Now whether or not the FWS will bring in outside help to skirt the court's decision, by changing the language and attempting to amend the Act remains to be seen; however, for now, as a result of the ruling ALL those animals deemed Injurious Wildlife are now free to move about the continental US (and in the case of Next Day Koi, fly around the country!).

There is a fairly good chance that the FWS will not let the ruling stop them from trying to change the Act so that they will once again have jurisdiction over how Injurious Wildlife make it from state to state. And so the NAA (National Aquaculture Assoc.) and its supporters will remain vigilant and ready for action should anything change.



~By Next Day Koi on April 10, 2017 in Koi Fish facts
<https://nextdaykoi.com/koi-fish-facts/update-koi-lacey-act/>

It has taken an alphabet soup full of organizations to resolve this issue, and they're not finished with the battle.

(<http://koiorganisationinternational.org/faq>)

1. K.O.I. has your club's interests at heart. We are continuously working to make the hobby better with Science, not Hearsay! One of our recent efforts has been to [train and certify Show Water Quality \(SWQ\) Specialists](#), so you no longer have to entrust your pets and valuable koi to someone who only has a bit of knowledge. We have real experts who can help your club! There is much to be learned from sharing your love of koi at a Koi Show – but you need to know that you can do it safely so you can enjoy the show and your winners.

Each candidate for **Show Water Quality Specialist** certification must pass the following courses:

- K.O.I. 201 – Water Quality
- K.O.I. 207 – Koi Diagnosis and Treatment
- K.O.I. 310 – Transporting Koi
- K.O.I. 503 – Koi Show Water Quality and Koi Safety

Then finally, each candidate must actually INTERN at a Koi Show under a K.O.I. Certified Instructor:

The curriculum covers much more than just the science. It teaches how to prepare for a safe show, and what's needed at every step of the way. Simple checklists are included so that every task is covered, and clear responsibilities are understood in advance.

2. There are openings for **K.O.I. SWQ Internships** at the Washington Koi & Water Garden Society Show on Sept 23 & 24 in Shoreline, WA. You must have completed your other SWQ Certification courses a minimum of 2 weeks in advance. Please contact Karen Pattist (pattist@snet.net) if you're interested.

3. Is your Club a **Member Club**? Member Club's benefits include:

- Access to Special MEMBER ONLY Articles for your newsletter!
- Access to Group Buys* at Member prices: members may take advantage of purchases made by K.O.I. that result in prices for meds, etc. and other things at prices typically significantly lower than retail.
- KOI Guide & Supplement(s) – for your club library
- Group Courses at HALF PRICE for any \$25 course (minimum 6 students, no maximum)
- Group LAB, \$40 per Student (minimum 3 students, no maximum)
- 1 PRESENTATION to the club by a KOI instructor via Skype

*The current Group Buy is Prazi, which we can offer members at a fantastic price. Please email Kevin (kevin@jmcDallas.com) for more info if you're interested.

4. Do you buy things from **Amazon.com**? Please use the Amazon SMILE website instead and specify Koi Organisation International, Inc. as your charity of choice! The web sites look exactly the same, but if you use Amazon Smile, .5% of the your purchases supports K.O.I. Help support the hobby so others can share your love of Koi!

How to add a charity to Amazon smile:

- Sign in to <https://smile.amazon.com/> on your desktop or mobile phone browser.
- Go to *Your Account* from the navigation at the top of any page, and then select the option to Change your Charity....



HAI FENG

PROFESSIONAL QUALITY KOI FOOD

- DOES NOT CLOUD WATER
- EASY DIGESTION
- IMMUNE SUBSTANCE ADDED
- COLOR ENHANCING



**ISO 9001:2000 REGISTERED (UKAS,ANAB)
YOUR QUALITY ASSURANCE**

Aqua Delite®

**FREEZE DRIED SHRIMPS &
FREEZE DRIED SILKWORM PUPAE**



- HIGH IN PROTEIN AND NATURAL NUTRIENTS
- GOOD SUBSTITUTE FOR LIVE AND FROZEN FOOD
- FOR FRESH OR SALT WATER FISH



- HIGH IN PROTEIN FOR RAPID GROWTH
- BETTER SLIME PROTECTION
- HELPS TO RESIST BACTERIA AND PARASITES

DISTRIBUTED BY:
UP RIGHT TRADING CORP.
TEL: 626-579-0578
TOLL FREE: 877-424-3364
E-MAIL: sales@uprighttrading.com

© 2012 Up Right Trading Corp. All Right Reserved.

SAVE THE DATE!

IKS is planning a Field Trip to Barstow Koi Farm on September 24, a Sunday. We will begin taking reservations for the rental of a bus, asking a \$10 fee per person to reserve a seat on the bus. Put it on your calendar and sign up at this meeting.

CAMELLIA KOI CLUB WILL HOST ITS FIRST SHOW SINCE 2010. LET'S SAVE THE DATE AND HELP THEM MAKE IT A REAL SUCCESS!



We're Back!

Camellia Koi Club will be hosting an AKCA Koi Show at The Old Sugar Mill Wineries Tasting in Clarksburg, CA This Labor Day weekend, September 2 & 3, 2017



In addition to the show we'll have:
-Wet Lab demonstrations from local Fish Doctor Jesse Sanders, DVM, CertAqV as well as UC Davis
-A Koi Auction
-Awards through size 9
-Raffle
-Artisans
-Koi Dealers and Vendors
-And Wine Tasting!



We need your support.
Reserve your tank for the show now, Only \$60!

There's also space left for vendor booths. Booths will be on the lawn and in the shade.

See www.CamelliaKoi.org or Email Bob...TheNewMrBob@gmail.com



Pandasia Koi and Garden

21185 Canyon Drive, Wildomar 92595
951-265-3691
info@koi@gmail.com
www.pandasiakoi.com

JUNE

6/2-7/4	San Diego County Fair — Del Mar Fairgrounds / info at 858.755.1161 / sdfair.com
6/3	IKS KOI AUCTION & USED EQUIPMENT SALE — 8am for all workers; coffee & doughnuts available. Auction runs 10am-2pm; clean-up follows.
18	HAPPY FATHER'S DAY
6/22-7/2	San Diego International Fringe Festival — a no-holds-barred event / 450+ performances feature local, national, international artists, musicians, dancers, comedians / Spreckels theatre, various locations, Downtown San Diego / Info 619.929.4197 / sdfringe.org
25	IKS POTLUCK MEETING — 2-5pm / Visit new member Alex Franco's <u>four</u> ponds, 1151 Windsor Lane, Tustin.
28	IKS BUSINESS Meeting — 7pm / at the Milfelds', 1644 Northhampton Drive, Riverside / Includes final Auction review. Members welcome.
30-9/3	Sawdust Art Festival — Laguna Beach area artists Pageant of the Masters — 7/7-8/31 — classic artworks brought to life on stage

JULY

4	4th JULY INDEPENDENCE DAY
12-16	Santa Barbara County Fair — Santa Maria Fairgrounds / rides, live entertainment, contests
14-8/13	Orange County Fair — Costa Mesa / rides, shows, speedway racing, farm displays /
23	IKS POTLUCK MEETING — 2-5pm / Hosted by Mariano and Cathy Palpallatoc, 16554 Sagebrush St., Chino Hills
26	IKS BUSINESS Meeting — 7pm / Location TBA / Includes final Auction review. Members welcome.

AUG

27	IKS POTLUCK MEETING — 3-6pm / Hosted by Mark Corsser, 3851 Ashwood Circle, Corona 92881
30	IKS BUSINESS Meeting — 7pm / Location TBA / All Members welcome.




Thank you to
Dain Corrales of *Nijikawa USA*
and
Iva Gaglione of *Ultra Balance*
for so graciously supplying
Inland Koi Society
with a nutritional food supply for
the Koi Rescue Program.




INLAND KOI SOCIETY
5198 ARLINGTON AVE., #146
RIVERSIDE, CA 92504

Return Service Requested



Curb appeal...
The Francos' yard stands
out between dry-grass
lawns on either side....



Visit our website: www.inlandkoisociety.org