


# ***The Inland Koi Connection***



**THE OFFICIAL  
NEWSLETTER  
OF IKS  
ISSUE 203  
JUNE 2013**



**JUNE 23 rd.**  
**2 pm - 5 pm**



**(951) 587-0478**

**This Sunday the  
IKS General Meeting  
is at the home of  
PHIL & RACHEL HUNTER  
46201 Via Vaquero  
Temecula, CA 92509**





Greetings,

Although we did not have a May General meeting, on Saturday June 1, the Inland Koi Society had our Koi and equipment auction. A number of members and guests attended the event which was very successful. Members and guests were not only able to purchase Koi and equipment for a great price, but were also treated to a nice lunch, as part of your entry fee.

We had some very beautiful Koi, as in past auctions, and some great equipment to auction off. I observed some very competitive bidding going on among the people attending. This resulted in the lucky winners going home with a number of Koi, at a price, you would normally pay for one koi.

The weather held up for the most part, and we only had problems with a few of the Koi, due to the heat. I personally purchased four Koi and they look splendid in my Koi pond, and were welcomed with open fins by my Koi pond residents.

I want to thank everyone with the auction committee who volunteered their time and labor to make this event successful. I would like to specifically thank Nick and Peggy Milfeld, for not only coordinating the event, but for allowing us to use their nursery business as the site for the location. As usual Jack Marrin, who was finally given relief by Carl Leever, did an outstanding job, as our auctioneer. It still boggles my mind how Jack can know the name of every breed of fish that was put up for auction. A thanks also goes out to the people who donated fish for the auction and those who put up Koi for auction, and shared the purchase price of the Koi with our club. Most of this would not have been possible if not for Linda and Ed Kushner and Theo and Jeanne Zoetemelk for keeping and maintaining most of the fish that were auctioned off. Finally, I would like to thank the San Diego Koi club members who helped out with the auction.

Anyone who has ever coordinated putting on any type of event, know the work and stress that goes into making it work. Our volunteers worked tirelessly throughout the day, and again thanks to all of your work and dedication, everything went off very well.

**Thought of the month:** *"Sometimes your best investments are the ones you don't make.." - Donald Trump*

**MAC McClain** IKS President

**Welcome  
New Member**

Referred by her koi dealer

**Judy Christopher**  
6210 Moonshadow Pl.  
Alta Loma, CA 91737  
(909) 226-2439  
CutandJam@aol.com

## Board of Directors

### PRESIDENT:

MAC MCCLAIN  
(909) 225-2346  
macmcclain@inlandkoi society.org

### VICE PRESIDENT:

REY QUIRONG  
(951) 660-1475  
reyquirong@inlandkoi society.org

### SECRETARY:

PEGGY MILFELD  
(951) 780-7395  
peggymilfeld@inlandkoi society.org

### TREASURER:

SANDY HANSON  
(951) 682-3107  
sandyhanson@inlandkoi society.org

### NEWSLETTER EDITOR:

PETE MILES  
(760) 705-5800  
petemiles@inlandkoi society.org

### DIRECTOR:

BOB HENRY  
(909) 783-2373  
bigoldgiantbob@inlandkoi society.org

### DIRECTOR:

DENNIS LYNAUGH  
(951) 780-0123  
dennislynaugh@inlandkoi society.org

### DIRECTOR:

ED KUSHNER  
(951) 520-0092  
edkushner@inlandkoi society.org

### DIRECTOR:

MARK KRAKOWER  
(951) 371-2223  
markkrakower@inlandkoi society.org

### DIRECTOR:

RANDY MCGARVEY  
(909) 534-5776  
xusmc@inlandkoi society.org

### DIRECTOR:

ROB FALES  
(951) 279-0181  
rob\_fales@inlandkoi society.org

### DIRECTOR:

TOM WRIGHT  
(951) 990-5479  
tomwright@inlandkoi society.org

## Inside This Issue

•Oval Pond	2
•Board Members	
•Help Line	
•New member	
•Meeting Host Profile: Hunters	3
•Directions & Maps	
•Hunter's Construction Photos	4
•Koi for sale	
•IKS Auction Report	5
•Hai Feng Koi Food	6
•Aqua Delight Freeze Dried Shrimp	
•Do Koi Have Senses?	7
•KrakTronix Technical Services	
•2 Koi Guys	
•Burt Ballou	8
•Aquastar Pumps	
•Inland Koi Dealer	
•How we got started in the Koi Hobby—Steve Rhodes and Lily Chiu	9
•Thank You from the 2013 IKS Auctioned Koi	10
•Harrison's Koi Farm	
•L & E Computers	
•Coming Events	11
•Redlands Bowl Free Summer Concerts	
•Advertising Prices	
•Printing Connection	
•Rachel's Gardens	12
•Auction Photos	

## ~HELP LINE~

## REFERENCES

• INFORMATION:	JACK MARRIN	(909) 792-3603
• KOIHEALTH:	TOM WRIGHT	(951) 637-5479
• LIBRARIAN: Books, Videos	REY QUIRONG	(951) 660-1475
• MEETING SITES:	REY QUIRONG	(951) 660-1475
• MEMBERSHIP:	REY QUIRONG	(951) 660-1475
• NEWSLETTER ADS:	PETE MILES	(760) 705-5800
• AKCA REPRESENTATIVE:	MAC MCCLAIN	(909) 225-2346

Phil and Rachel Hunter are hosting our June meeting and if you've been here before you want to definitely see it again. If you have not been here then you're in for a big treat! This is the home of true Koi lovers — in fact it was the Koi first that had the home here and then the house was built around the Koi pond.

The Hunters lived in Louisville Kentucky and were long-time members of the Greater Louisville KOI and Goldfish Society. Phil showed his Koi there and even had a show grand champion. Rachel was into roses and went to shows with her flowers and did quite well. Phil worked for UPS Air Service in Kentucky and after 35 years with them, two different ponds and a couple of pond and garden tours at their home, Phil retired and decided to move back to Southern California. While he was finishing his last year with UPS, Rachel came to California to oversee the building of their dream home on land they had bought.

Anyone who knows Phil, is aware that he is quite the Koi person. In fact he has brought many new members into the club over the years and is a constant source and reference for many of us trying to design or build a better pond. He's the first person to come to your pond when you need help and Rachel has always been a gracious host and wonderful conversationalist. If you know anything about roses or flowers in general ask Rachel.

From the outside the house looks like two stories, but as a single story home with very high ceilings. It measures about 4500 sq. ft. and sits on five landscaped acres. Rachel's rose garden has had up to 300 roses and there are beautiful sidewalks that meander through the stunning garden. Phil can tell you all of botanical names but I think most of us would rather talk to him about Koi names. As you walk up to the front door the first thing you'll see is one third of their Koi pond, and about 5300 gallons worth, then there's another third that goes under and between the house and still another third in the back of the house. When you first enter the front door and looked down to left there's a large plate glass window about 20 x 20' that extends down into the pond allowing the pond to come inside the house and still be weather tight.

Phil designed the state-of-the-art filtration system that is housed under a deck looking out over the valley. He has nine vortexes split into three separate systems. All three of the filter systems are the same. Each system has a W Lim VMS in the first chamber, static K1 filter in the second and moving bed bio in the third. Originally using filter brushes or Matala, they were all converted some time ago. The Zaki sieve is on the skimmer circuit and covers the surface using a 1/4 hp pump, while the multi-chamber filters are fed by the bottom drains. These filters are driven by three 1/8 hp pumps. Ozone is injected into the water via a venturi on its' own circuit with it's own 1/4 hp pump, so there are 5 pumps in all. UV lights are also installed along with the heater which runs on propane to keep the water at an even 65° in the winter. Phil's system is powered by solar.

There's too much to describe here regarding Rachel's beautiful garden and stunning Koi pond design and their beautiful high quality Koi. I've included a few pictures of the pond/house construction on page 4 with a sneak peak at Phil's underground filtration room. Rachel's flower gardens are on the back cover., You have to see this for yourself to really believe the beauty and scope of it all.

Due to the fact that their home is for sale, Phil and Rachel are selling some of their best koi to insure that they remain in a good home. If interested in any of the koi you see during the meeting, please talk to Phil about availability and pricing.

**HOT DOGS** (Costco large and Hebrew National Beef Franks for Kosher folks) will be grilled by Phil, so to complement the picnic theme attendees can bring salads, baked beans, chips, etc. Those wanting something other than hot dogs as an entrée, bring your own choice as always.

Remember to bring your chairs and please don't miss this once-in-a-lifetime opportunity to see one of the most unique pond designs you'll ever see with some very pampered Koi.

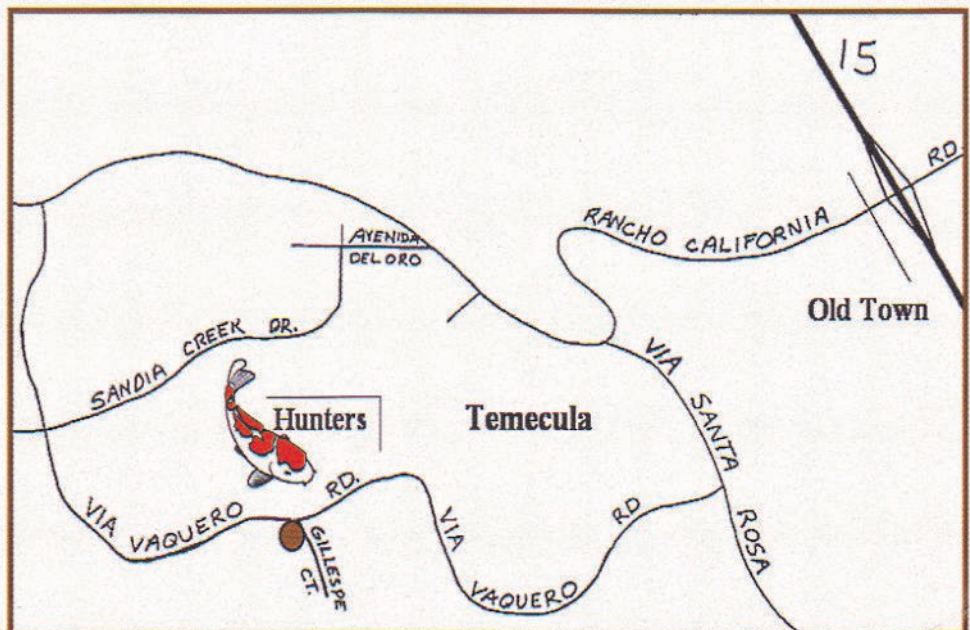
See you there... Pete Miles, IKS Newsletter Editor

#### DIRECTIONS:

- › I-15 South & exit on RANCHO CALIFORNIA ROAD, turn right.
- › Go up the hill and make a left on VIA SANTA ROSA.
- › Go approximately 1 mile and make a right on VIA VAQUERO.
- › Stay on VIA VAQUERO for approximately 6 miles.

House is on the left. But, you'll need to turn left on GILLESPE and use the first driveway on the right.

46201 Via Vaquero  
(951) 587-0476 / (951) 500-2157








Buy Five acres with a view of the valley, dig a hole for pond




Complete pond concrete work, then build the house structure



Phil in "Koi Central HQ"



Coat pond, then install windows and doors




Buy beautiful koi and decorate your home to accentuate the koi's colors



Filtration room



Recruit Nine Filtration Sentries to protect koi



Assemble Deck structure to enclose filtration system



Connect rows, and rows of PVC



Phil and Rachel are selling some of their koi, please speak with Phil at the meeting



Auction...organizing and planning starts early in the year, yet most folks think the hardest part is the actual day of. Usually I have my fingers in every aspect of the Auction, either because Nick is chairman or just because it's at our place and I've done so much of the paperwork each time. Well, this year I found a new and deeper respect for those koi rescue workers who labor for months in advance to provide the majority of the auction inventory. That's especially true of Ed & Linda Kushner, who maintain a 15-foot diameter QT pool for months in advance, feeding and monitoring the health of all those rescued fish. Towards the end, they added more — collected early from members' ponds — and set up a second QT pool at the Zoetemelks'.



Until now, I've had nothing to do with koi rescue, but this year I spent the day prior to Auction at Kushner's and then at Zoetemelk's helping bag the fish for transport to the nursery. I think Ed fertilized his whole yard with water from the QT pool, then he climbed in, wearing waders up to his armpits, to go fishing; 106 koi were netted,



bagged, oxygenated, and trucked to Riverside to spend a quiet night floating in the sales tanks. Ed and Tom Wright did most of the handling while Tom Ross, Rey Quirong and Deanna Fales made runs to the nursery. Linda and I recorded, and when new bags were splitting on us, Terry Harrison saved us by selling us heavier-duty bags.

Catching koi is easy if you can drain the pond so the water barely covers the fishes' backs, but that's not always the case. During the week, I talked a couple from Ontario through the process (and surprised myself at what I knew!) as they had to sacrifice most of their koi when the city refused a permit for a new pond. Late Friday afternoon they arrived at the nursery with 32 of their favorite pets in bags and a barrel, all needing oxygen, bags and new homes. Like me, they had learned how much work "rescue" can be; since they still have eight koi, we hope they will join us until a retirement move forces them away.

The job of handling fish during the Auction is huge as they are transferred from floating bags to fresh water in the display tubs and then rebagged after sale. Larry Leverett, Orville Hanson, Bob Henry, Paul Atkiss, Tom Wright, Miguel Sierra, Spike Cover, Steve Rhodes, and Dennis Lynaugh, as well as John Svelan and Buck Buckles of KCSD, worked tirelessly throughout the day.

Irish Jack" Marrin, with his gift of gab, coaxed and cajoled bids out of a tight-fisted host of buyers — a symptom of today's economy. We had more large and larger koi this year, and some absolutely gorgeous ones, too, but the highest price paid was a mere \$200, and only six topped \$100. But the koi were finding new homes — that's the purpose of our efforts — and a dozen attendees expressed interest in membership.

Our biggest problem was weather. For as pleasant as it was all week, the weekend blasted in with triple digits and humidity! While coffee and doughnuts were nice early in the morning, we had to send out for more water and ice. We had to keep pushing water on the fish handlers: they were so busy they just weren't thinking about it! The Zoetemelks and Leever served up hotdogs and Polish and all the fixin's all day, with chips and cookies for snacking.

Naturally you would expect to find IKS members working the Auction, but we have been blessed by additional help from members of Koi

Club of San Diego (KCSD). Back in 2007, when we were contemplating an Auction, it was Al and Tamsie Pierce of KCSD who met with a group of us over lunch and talked us through the whole process, even handing over a complete notebook of guidelines and paperwork for our use. They glossed over none of the hassles we would face, but promised a great camaraderie would develop among those who would work it. And when the first Auction date came, they came too and worked alongside us! They've been here at each auction and have brought their fellow members, too — and many of them have joined our club. Al worked equipment this year while Tamsie kept track of the lots as they were sent down the runway; John Svelan, KCSD President marked bags for sold koi and Buck Buckles and "Koi Jack" Chapman helped around the show tanks. Members of both clubs include Paul Atkiss, Spike and Ginger Cover, the Wrights and the Marrins.

and working together has built strong ties between our clubs. We share equipment and expertise, invest in the other's events, and learn from each other. It all works to benefit the hobby! During the Auction, I caught John Svelan marking the Buyer's bidder number on bags and corrected him: we use the Koi's identifying number. Well, KCSD uses the buyer number so they can claim what they bought, but we use the fish number so they know they got the right fish. We agreed that both numbers are important so he used both and decided KCSD would, too, in the future!

Sales of used equipment is usually iffy: we don't know in advance what we will have to sell, or if we'll have anything at all! This year.... Phil Hunter pulled in shortly after 8:00AM with his truck loaded and pulling a full trailer (cleaning up before hosting us this month?!) and, bless his heart, he brought an itemized list of everything! Actually, most was his and some was from fellow-members in Temecula. And the equipment kept coming!

Attendees have an hour before the Auction starts to shop the equipment tables and try to talk our guys into lower prices. Most were set with an asking price and a minimum acceptable price; others could be negotiated. Bob Walters, helped by Pete Miles, Mariano Palpallatoc, and Al Pierce of KCSD, talked with buyers about applications and installation. The last half hour they can inspect the koi, still in their individual bags, and note lot numbers in which they are interested. Then the fun begins!

Left over from the Equipment Sale were several great buys. A brand new 25'x30' liner and felt pad, purchased for \$1100, is priced at \$700 or less. There were two UV-400 lights, pumps, a blower, a Medusa Alpha One Filter, two Wave 36 vortex tanks with covers and stands. It's all still available.



Exhausted and over-baked, sometime around 4:00PM, we all went home, leaving the draining of the tanks and all the rest of the clean-up process for another day (that would be Monday, when Nick would have his employees' help to do it.) A handful of rescue fish were returned to Ed's QT tank; he still had to finish draining the QT pool and clean it for storage. Unsold equipment would be returned to owners or go into storage at Jack's; members still interested in certain items can contact Jack or Nick about them. The cash-boxes and sales receipts went home with the treasurer, and the Committee planned to meet June 12 for dinner, the preliminary treasurer's report, and a review of the event. And everyone sighed, "It's over — we're done!" Thank you to EVERYONE who helped!

We'll let you know at the June meeting how we did....





**HAI FENG**

## **PROFESSIONAL QUALITY KOI FOOD**

- . DOES NOT CLOUD WATER
- . EASY DIGESTION
- . IMMUNE SUBSTANCE ADDED
- . COLOR ENHANCING



**ISO 9001:2000 REGISTERED (UKAS,ANAB)  
YOUR QUALITY ASSURANCE**

# *Aqua Delite*®

**FREEZE DRIED SHRIMPS &  
FREEZE DRIED SILKWORM PUPAE**



- . HIGH IN PROTEIN AND  
NATURAL NUTRIENTS
- . GOOD SUBSTITUTE FOR  
LIVE AND FROZEN FOOD
- . FOR FRESH OR SALT  
WATER FISH




- . HIGH IN PROTEIN  
FOR RAPID GROWTH
- . BETTER SLIME PROTECTION
- . HELPS TO RESIST BACTERIA  
AND PARASITES

DISTRIBUTED BY:  
**UP RIGHT TRADING CORP.**  
TEL: 626-579-0578  
TOLL FREE: 877-424-3364  
E-MAIL: [sales@uprighttrading.com](mailto:sales@uprighttrading.com)

© 2012 Up Right Trading Corp. All Right Reserved.



# The Five Senses of Koi



by Linda Montgomery  
reprinted from Koi USA  
November/December 2006

For over 10 years the different Koi clubs in the Portland area have helped with the Children's Day at the Japanese Garden. Even though this is such a wonderful and fun experience, the children can really keep you on your toes with some of the questions they ask. Inquisitive little minds can come up with some real whoppers that force you to go home and get out all your books on Koi to find answers to their challenging and fun queries. It was interesting that many of the questions had to do with the five senses and it was even more fun to point out to the children that Koi have five senses just like we do.

## Question: Can Koi smell?

Answer: Koi do have a good sense of smell. This extremely acute sense, along with their sense of taste, is their primary sense in finding food in their natural environment. When food dissolves in water, it can be detected through the nose by the 'nares' that are located at the base of their nostrils. The nares can be thought of as U-tubes: the water enters through the forward opening and exits through the rear opening; water doesn't go to any other body part from the nares.

## Question: Why do they have whiskers?

Answer: Those whiskers are called 'barbels', and they have them to help them taste. In a way, they are similar to the tongue,

because they have taste buds on them. Many, many years ago Koi had three barbels; now they have only two. Koi also have taste buds on their mouth and lips, so they do have an excellent sense of taste.

## Question: Do Koi hear...they have no ears?

Answer: Yes, they do hear even though they have no external ears. This is accomplished because the Koi sense vibrations in the water. Koi hear with what is called Weberian Ossicles, a group of bones that are connected on one end to the forward swim bladder and on the other end to the auditory center, a sensing organ that resembles our inner ear. Koi, like other fish, are sensitive to sound and can be stressed to the point of becoming ill by loud noises, especially on a constantly recurring basis.

## Question: Do Koi see well?

Answer: Koi see exceptionally well. They have such good sight that they could probably even read a book! They actually have a greater range of vision that we do because they have bilaterally placed eyes that are independently movable. They also see color and black-and-white. The eyes of the Koi are more vulnerable than our eyes: they do not have eyelids, so great care must be taken when they are netted and handled.

## Question: Do Koi have a sense of touch?

Answer: Yes, and the most sensitive area for this sense is the lateral line located about midway down the side of the fish. Holes in the scales lead to a canal beneath the surface that contains neuromast cells. Water movement in any direction striking the sides of the fish causes the mucus in the canal to vibrate. These vibrations stimulate cells that are linked to the nervous system and provide the Koi with one of its most effective survival techniques — flight reaction.

Even though this last question isn't included in the five senses, I included it anyway. This is probably one of the most asked questions by the children and parents attending the Children's Day at the Japanese Garden here in Portland, Oregon.

## Question: Do Koi have teeth?

Answer: Yes, they do. However, the teeth are located not in their jaws like ours are, but much further back — just behind the gill chambers. The Koi use their teeth to grind food against a bony pad (the carp stone) located on the top of the pharynx.



## KrakTronix Technical Services

LASER PRINTER SERVICE  
REMANUFACTURED TONER CARTRIDGES  
ALL TONER / INK NEEDS  
HP AUTHORIZED

### MARK KRAKOWER

501 N. Smith Ave. • Suite 110 • Corona, CA 92880  
(951) 735-9996 • (951) 2782849 Fax  
email: [kraktronix@sbcglobal.net](mailto:kraktronix@sbcglobal.net) • [www.kraktronix.com](http://www.kraktronix.com)

# 2 Koi Guys

## Scott Zehm

## Robert Walters

### 951 237-2508

• INSTALLATIONS • PONDS • FILTRATION  
• DESIGN • CONSTRUCTION • MODIFICATIONS  
• YOUR UV LAMP SOURCE • LINER OR CONCRETE




## Featured Speaker at June IKS Club Meeting: Burt Ballou

Burt Ballou is the person who is responsible for the creation of the AKCA judging program and creator of the Pond Construction, Filters, Koi Health, and Koi Nutrition guides. He was features editor for KoiUSA magazine for over nine years and Chairman of AKCA three times. He handles the AKCA Koi Person of the Year awards and the "speaker grants" program for AKCA. Burt is a Koi Health Advisor (KHA) instructor of the "pond design" section that is sponsored by the AKCA.



Burt has been a presenter at several AKCA seminars, at numerous koi clubs in California, Texas, and Illinois, and at over 50 koi shows throughout the U.S., speaking on various subjects including pond construction, filter construction and design, koi appreciation and how to pick young koi. He has designed and/or built over 350 koi ponds of fiberglass, cement, gunite, liner, and cinderblock



Quote from Burt: "Before you start in the koi hobby, my strongest suggestion is to join a koi club. You'll get to see a different pond every month at someone's home. You'll get to see all the various pond designs."

**SKY  
-N-  
LAND  
CORPORATION**

**AQUASTAR PUMPS**

1/4 Hp	2.6 AMP	\$439.00
1/8 Hp	2.0 AMP	\$389.00
1/15 Hp	1.3 AMP	\$359.00

*Includes Leaf trap*

**W. Lim New Line**

**Available at Inland Koi  
See Our Ad Below !!**

# INLAND KOI

Quality Japanese Koi  
& Pond Supply

**Our new May shipment of Koi from Japan is ready for purchase! You'll want to visit our website display and see them in our store.**

INLAND KOI

10000 Indiana Ave., Ste. #7

Riverside CA 92503

(951) 352-5128

Look for us on the  
south side of Indiana Ave.,  
between Tyler and Harrison

Store Hours: Mon-Sat 10:00-5:00  
Sun 10:00-4:00

Importers of high quality  
Japanese koi.  
Complete line of koi &  
pond supplies.

Phone: (951) 352-5128

Email: [inlandkoi@inlandkoi.com](mailto:inlandkoi@inlandkoi.com)

THE BEST QUALITY  
**Japanese Koi**  
AT A REASONABLE PRICE!



**You might say that I had an appreciation for koi** before I actually saw one in person. I have always had an intense interest in traditional Chinese medicine and culture and colored carp/koi have deep meanings in that culture. Statues and paintings of koi appear in many places as they are considered auspicious. In Chinese, the word for fish is “yu”, which sounds the same as the word for “surplus” and “abundance”. And there is a legendary waterfall called “dragon gate” in which a carp managing to reach the top will be transformed into a dragon. That analogy is often used when describing a difficult task that is rewarding. For instance a student facing his final examinations is likened to a koi attempting to leap the dragon gate. I saw my first live koi while traveling and studying in China in the 1970s and 80s.

**Lily and I started our pond project in 2006** as part of an overall landscape plan for our new home which had been built with Chinese feng shui (wind/water) in mind. A small koi pond was planned from the very beginning but before we started working



on it, I did extensive research on the internet and we visited local koi dealers to figure out the best equipment. We joined the Inland Koi club and club members were very helpful in answering many of our questions. We visited every pond we could, including pond tours in neighboring counties. Every pond was unique and it was interesting to see so

many techniques and styles. During this discovery period, we realized that we wanted the Koi to be the center point of our backyard and a pond that was designed primarily for keeping them healthy and happy.

**Another thing that was important to us** was the koi culture. We were interested in the history, varieties, breeders, the bloodlines, etc. We checked out a video from the club and purchased a koi poster so we could learn the Japanese names of each variety. Although beginners, we realized that keeping a live koi was a responsibility and commitment.

**The experiences that club members had shared** helped us avoid many of the usual pitfalls. One thing we wanted to do differently was to build our LAST pond FIRST. Our backyard was still a dusty piece of barren dirt, so we had a clean slate on which to paint our vision. I decided to dig and build the pond myself and picked a spot that turned out to be granite bed-rock. But keeping in mind the analogy of the dragon gate, I was determined to put it where we planned it...no matter how difficult. A year later, with the help of a jackhammer and a collection of broken shovels, the excavation part was finished.



**During that year of excavation, the pond grew** from 8,000 gallons to 12,000 gallons... then to 15,000 gallons as I added depth to the original plans. The granite walls provided the structural integrity, so I used a lightweight concrete made from vermiculite/sand/portland cement as a plaster coat to smooth the walls. Lily would mix the dry ingredients in a tub, hand it down

to me where I would mix in the water and trowel in onto the walls, covering up the jagged rock. This coating ranged in thickness from 1/2 inch to 18 inches and gave the pond a smooth, curved shape under the water surface to protect the koi and to promote water circulation. The final finish consisted of an epoxy sealer and then a polyurea coating... the only thing which we couldn't do ourselves. A raised edge provides a convenient place to sit and watch our koi as well as a way to keep leaves out because our home is surrounded by trees.



**One goal was to make the pond as energy efficient** as possible yet provide sufficient filtration and flow to maintain 25 to 30 sizeable koi. Filtration consists of 3 separate circuits,

each with a 1/8 hp performance pro pump. I installed two 4" bottom drains and a 4" skimmer circuit, with seven 2" return TPRs and a small waterfall. All the pipes were heat-bent to eliminate sharp angles and reduce friction to maximize the flow. Each bottom drain has a Nexus 300 filter and the skimmer circuit has a Cetus sieve followed by a 300 gallon sand/gravel upflow filter.

**Filtration is housed in a separate building** making it accessible in bad weather. Aeration is provided by three pumps delivering air to each Nexus moving bed filters as well as two air domes. Circulation from the air domes and TPRs make the pond self-cleaning. UV is provided by a small Zapp unit and a DIY unit. Total electricity consumption when the UVs are running is just a little over 1000 watts per hour which is supplied by a solar panel array that supports both the house and pond.



**Most of our knowledge came from our local club** members, local koi dealers, internet research, and books. But the most important resource was Phil Hunter who I call my mentor... and sometimes “Dr. Phil”. Experience is the most important skill in this hobby and he had the patience to listen to our wild ideas and apply common-sense to them which helped us shape our plans. And he is the one who recommended that we join the Inland Koi club which got us started in the right direction.

**I wouldn't have anything different in retrospect.** Lily has become better than myself at selecting koi and I have become the “keeper of the water”. But neither of us could imagine a life without koi anymore. It is a blessing to have the ability to enjoy such magnificent fish— part of our everyday lives.


**A unique feature?** We installed an underwater camera which is popular with visitors. It sits on the bottom and allows viewing the koi on our TV, Computer, or iPad. It has been an important tool for seeing small problems before they become big ones... When viewing from our TV, it looks like a giant aquarium.

**Tell your story!** [PeteMiles@inlandkoisociety.org](mailto:PeteMiles@inlandkoisociety.org) or call me.



To all of you  
who rescued  
me and  
my friends—  
gently guided us into  
your silky nets—  
you fed us—  
kept us well—  
showed us off—  
and found us new  
owners & homes...

**THANK  
YOU**



To all of you  
who bid on  
me and  
my friends—  
desired us—  
fought for us—  
and bought us —  
we look forward  
to our new  
homes as your  
living jewels.

**951.369.9998**

**HARRISON'S**  
**KOI FARM**

POND KOI • SHOW QUALITY KOI  
2000 KOI on display from 3" to 30"

Specializing in hard to find varieties

- KOI FOOD
- SUPPLIES
- EQUIPMENT
- CONSULTATION



**Terry & Koren Harrison**  
5580 / 5582 Rio Road  
Riverside, CA 92509

**COMPUTER REPAIR  
& SERVICE**

**\$45**  
Per Hour  
for Repairs

Special Service  
Pkg. Available  
(Commercial  
& Residential)



**L and E**  
**Integrated Solutions**

**Linda Kushner**  
**951-333-4147**  
lindakushner1@gmail.com

- Remove viruses & Malware
- Install security protection
- Maintain & manage computer via remote access
- Train you in Windows applications
- Backup and data recovery
- Will be your IT consultant
- Troubleshoot any hardware
- Cell phone apps installation & training
- Expert staff with over 30 years experience

**\$500 OFF**  
**Repairs**

1st time customers  
Valid w/coupon only • Not valid w/other offers



## Redlands Bowl Summer Music Festival

Experience the Redlands Bowl Summer Festival, the oldest continuously running music festival in Southern California, and the United States, where no admission is charged.  
Bring a picnic dinner and join friends on Tuesday and Friday evenings throughout the summer. No admission is ever charged!

### UPCOMING EVENTS Telephone 909-793-7316

June 22, 2013 7:00 pm –

June 22, 2013 9:00 pm

**"Surfin' USA – THE Surf Music and Beach Boys Tribute Band!"**

June 28, 2013 8:15 pm –

June 28, 2013 10:30 pm

**Opening Symphony Concert**

July 2, 2013 8:15 pm –

July 2, 2013 10:00 pm

**Winners of the 2013 Young Artists Auditions.**

July 5, 2013 8:15 pm –

July 5, 2013 10:30 pm

**Dark for the National Holiday**

July 9, 2013 8:15 pm –

July 9, 2013 10:30 pm

**Cody Bryant & The Riders of the Purple Sage**

# 2013 J U N E

### Coming Events

- 16 **FATHER'S DAY** ~ "A man's children and his garden both reflect the amount of weeding done during the growing season." -- Unknown
- 21 **SUMMER SOLSTICE** ~ is the longest day of the year, the Sun reaches its most northern point in the sky at local noon. After this date, the days start getting shorter.
- 23 **INLAND KOI SOCIETY MEETING & POTLUCK** ~ 2:00-5:00 pm. Hosts Phil and Rachel Hunter - in Temecula For more info (951) 587-0476
- 26 **IKS BUSINESS MEETING** ~ at 6:30 pm, at Kountry Folks Restaurant - 91 Fwy & La Sierra. Mac McClain (951) 398-7048
- 28-Sep 1 **LAGUNA SAWDUST FESTIVAL** ~ Open 10 am - 10 pm daily / 935 Laguna Canyon Road, Laguna Beach, CA 92651(949) 494-3030 [www.sawdustartfestival.org](http://www.sawdustartfestival.org)

# J U L Y

- Jul 4 **Happy Birthday AMERICA** Celebrate safely
- Jul 12-Aug 11 **ORANGE COUNTY FAIR** ~ Admission Charged / Orange County Fairgrounds and Exposition Center, 88 Fair Drive, Costa Mesa 92626 / Open Wed-Sun / (714) 708-1500 [www.ocfair.com](http://www.ocfair.com)
- 21 **21<sup>ST</sup> ANNUAL POND TOUR** ~ Santa Clara Valley Koi & Water Garden Club / Covering ponds in the Bay area (Woodside, CA on the north end and San Jose, CA at the south end) [www.sckoi.com/](http://www.sckoi.com/)
- 28 **INLAND KOI SOCIETY MEETING & POTLUCK** ~ 3:00-6:00 pm. Host - Audrey Rowland in Riverside For more info Rey Quirong (951) 660-1475
- 31 **IKS BUSINESS MEETING** ~ 7pm / All members of IKS welcome! — 6531 Box Springs Blvd, Riverside / Mac McClain (909) 225-2346

### INLAND KOI SOCIETY MONTHLY PLANNING CALENDAR 2013

REGULAR MTG	HOSTS & CITY	PROPOSED PROGRAM Speakers	BOARD MTG. Wed. aft/Mtg
June 23	Phil & Rachel Hunter—Temecula	Bert Ballou — Koi pond filtration (pre & bio)	June 26
July 28	Audrey Rowland - Riverside	Jack Chapman - Summer Pond and Koi care	July 31
Aug. 25	Steve and Laura Nyirady - Yucaipa	Dr. Galen Hansen— Koi Disease and Treatment	August 28

Your Ad includes color & appears on our [www.inlandkoi.org](http://www.inlandkoi.org) website

BUSINESS CARD	\$100 / year
QUARTER-PAGE DISPLAY	\$140 / year
HALF-PAGE DISPLAY	\$275 / year
FULL-PAGE DISPLAY	\$550 / year

Approximately 135 copies of the Inland Koi Connection are printed and mailed ELEVEN times yearly. For more information call Pete Miles IKS Newsletter Editor, (760) 705-5800

Jack Cords

**PRINTING CONNECTION, INC.**

**20% Off For First Time Customers!**

800.491.1964 • 951.351.9437  
[printingcolor@yahoo.com](mailto:printingcolor@yahoo.com) • [www.printingconnection.net](http://www.printingconnection.net)  
 11800 Sterling Ave., Suite E • Riverside, CA 92503





INLAND KOI SOCIETY  
5198 ARLINGTON AVE., #146  
RIVERSIDE, CA 92504

Return Service Requested



**Inland Koi Society's Fourth**  
**Koi Auction and**  
**Used Equipment Sale**  
*Highlights*



See page 5 for a recap of our June 1st. auction