

The Inland Koi Connection

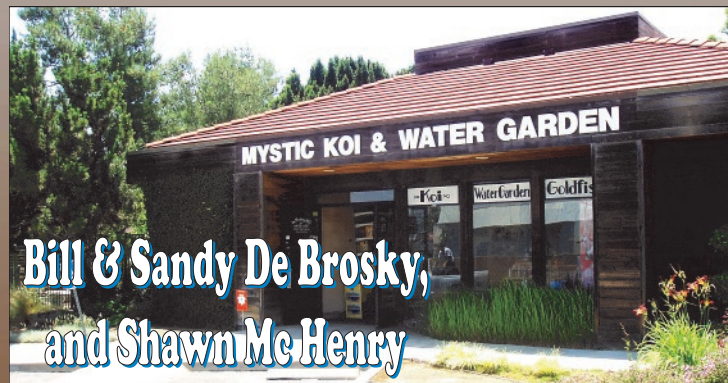




THE OFFICIAL
NEWSLETTER
OF IKS
ISSUE 181
JUNE 2011




June 26, 2011 ~ 2 - 5 pm
IKS General Sunday Meeting

AT MYSTIC KOI & WATER GARDEN
1250 W. ARROW HWY ~ UPLAND, CA 91786
(909) 920-3767



Bill & Sandy De Brosky,
and Shawn McHenry





This month's meeting is at Mystic Koi and Water Gardens, this is a Commercial operation. We will be seeing all types of imported Koi in the "For Sale" tanks. To help define the Koi by name I have listed below is some definitions of different Koi and what the Japanese definitions of color, scales etc. are called.

Etymology - The word *koi* comes from Japanese, simply meaning "carp". It includes both the dull grey fish and the brightly colored varieties. What are known as koi in English is referred to more specifically as nishikigoi in Japan (literally meaning "brocaded carp").

Varieties - Koi varieties are distinguished by coloration, patterning, and scales. Some of the major colors are white, black, red, yellow, blue, and cream. While the possible colors are virtually limitless, breeders have identified and named a number of specific categories. The most popular category is Sanke.

The major named varieties include:

Kohaku: A white-skinned koi, with large red markings on the top

Taisho Sanke: Very similar to the Kohaku, except for the addition of small black markings.

Showa Sanke: A black koi with red and white markings.

Tancho Showa: Any koi with a solitary red patch on its head.

Chagoi: 'Tea-colored' koi ranging in color from pale olive-drab green or brown to copper or bronze and more recently darker, subdued orange shades.

Asagi: A koi that is light blue above and usually red, but also occasionally pale yellow or cream, generally below the lateral line and on the cheeks.

This list is continued with sixteen more, major named varieties, on page 9. Be sure to check it out.

I am looking forward to this month's meeting at Mystic Koi and Water Gardens and looking forward to seeing all of you there.

Dennis Lynaugh

Dennis Lynaugh IKS President

BOARD of DIRECTORS
Inland Koi Society
2011

Inside This Issue

PRESIDENT: DENNIS LYNAUGH (951) 780-0123 dlynaugh@pacbell.net	•Oval Pond •Board Members •Help Line	2
VICE PRESIDENT: ED KUSHNER (951) 520-0092 edkushner@msn.com	•June Pond and Host Profile •Map and Directions •Information	3
SECRETARY: ASSISTANT EDITOR PEGGY MILFELD (951) 780-7395 milfeld@msn.com	•Laguna Koi •Leo's Construction •Waterscape •Pandasia Koi & Gardens (New) •Gambling (New) •Printing Connection	4/5
TREASURER: SANDY HANSON (951) 682-3107 hanson_sandy@yahoo.com	•Harrison's Koi Farm •Selecting a Kohaku •Fish Handling •Welcome •Pride and Honor	6/7
NEWSLETTER EDITOR: DEBBY LEVERETT (951) 781-3887 jenniferd11950@hotmail.com	•Inland Koi, Quality Japanese Koi •Tortoise Has First Baby At Age 90	8
DIRECTOR: BOB HENRY (909) 783-2373 bigoldgiantbob@sbcglobal.net	•Continuation of Page Two •President's Report •Description of Koi	9
DIRECTOR: AKCA REP MAC McCLAIN (909) 225-2346 jmksmcclain@gmail.com	•July Forth •Independence Day •Town Events, Times and Celebrations	10
DIRECTOR: MARK KRAKOWER (951) 371-2223 kraktronix@sbcglobal.net	•Calendar / Events •For Your Info. •What's Happening	11
DIRECTOR: Raffle Manager MARY LEEVER (909) 862-3028 mary@leeveerelectronics.com		
DIRECTOR: NICK MILFELD (951) 780-7395 milfeld@msn.com		
DIRECTOR: REY QUIRONG (951) 660-1475 qrejoyz@yahoo.com		
DIRECTOR: LARRY WOLF (951) 218-1777 larry_a_wolf@msn.com		

~HELP LINE~ REFERENCES

• INFORMATION:	JACK MARRIN	(909) 792-3603
• KOI HEALTH	TOM WRIGHT	(951) 637-5479
• LIBRARIAN: Books, Videos	REY QUIRONG	(951) 6601475
• MEETING SITES:	ED KUSHNER	(951) 520-0092
• MEMBERSHIP:	TEE WRIGHT	(951) 637-5479
• NEWSLETTER ADS:	DEBBY LEVERETT	(951) 781-3887
• AKCA REPRESENTATIVE:	MAC McCLAIN	(909) 225-2346

How many times have we all said, "I've got too many things to do"? Bill and Sandy De Brosky and their son, Shawn Mc Henry, are the epitome of Robert Frost's adage; "By working faithfully eight hours a day, you may get to be a boss and work twelve hours a day." Their dedication to their customers and business is unending; you can witness it.

Their time is valuable and full, but you'll never feel it. I watched people come into their shop (whom I figured must be family or good friends because of the response they received) to ask questions, get advice, or discuss ideas with the people of Mystic Koi. Bill, Sandy, Shawn and Staff greets everyone with sincere warmth and interest, which makes their business even more appealing to the professional businessman or to the general public.

Bill and Sandy met while they were both employed in Aero Space. He put in 19 years with the company, and she, 14 years, before the demand for supplies dropped and the company was sold. The new company was generous with the options they gave to the De Broskys, but after considerable evaluation, they chose to take a substantial severance package.

Bill figured he would find another job, put money into a house and Sandy could stay at home and be a typical homemaker. But his idea didn't happen or even go over very well. Sandy wanted to start a business involving Koi, a hobby she loved. In 1996, she searched and found this place, previously occupied by a retail nursery which had gone out of business, and found the decision to lease such a large area a difficult step. "Yes?" "No?" "Yes?" "No?" "Yes!" Mystic Koi was formed, but because Bill and Sandy had limited supplies and money, she started the business with a little log pond, a few little Koi, some water plants, and determination. Between themselves they called their business "Mystic Koi-less." Not having a retail business background, and not knowing which way to go, they decided the best way to proceed was slowly! Now this enterprising couple have earned a great status among the community of Upland, other Koi dealers, business representatives and especially among Koi-loving people. Being so knowledgeable and helpful in their business, Bill & Sandy continue to

offer options and examples for people to make their own informed choices.

Their son, Shawn Mc Henry, has been the company's primary buyer in Japan and has quite a rapport with many select breeders. His eye for quality can obviously be seen and his love of Koi



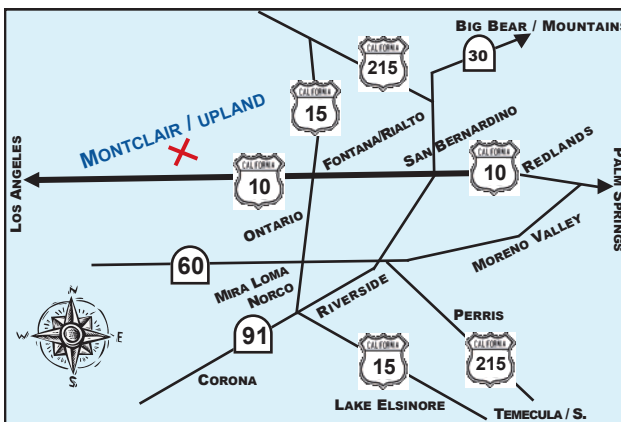
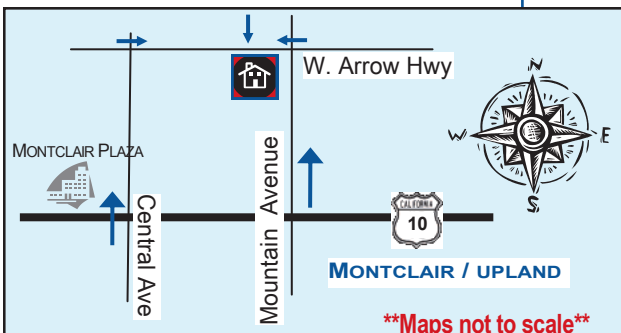
is obviously genetic.

If you'd like to come early and wander around Mystic Koi & Water Gardens, you'll be delighted at what you see. There is a new pond in the progress of being built (it might even be finished) and the builder might be around for any questions you may have. Don't forget your delicious items for the pot-luck to share and your chairs, please!

Program: It was undecided whether Bill DeBrosky would talk on pond designs and important factors to consider when building / rebuilding, or Shawn McHenry talking about his favorite hobby, koi. I'm hoping they will both speak after joining in on our pot luck lunch. If you were at the November 2010 meeting, you'll remember Shawn. He is a very interesting and a wonderful speaker. It will be good either way and I will see you there.

Debby

DIRECTIONS:
 •EXIT FWY 10
 on
MOUNTAIN AVENUE
 (if coming from San Bernardino direction)
 and go **RIGHT-North**.
 Turn **LEFT** (West)
 on
W. ARROW HWY.
 "OR -- OR -- OR"
 (If coming from Los Angeles direction)
 •EXIT FWY 10
 on
CENTRAL AVENUE
 and go **LEFT-North**.
 Turn **RIGHT** (East)
 on
W. ARROW HWY.
 1250 Arrow Hwy
 Upland, CA 91786
 (909) 920-3153
 Mystic Koi & Water
 Gardens in on the
 SW corner of:
**MOUNTAIN AVE
 & W. ARROW
 HWY.**





909-981-1731
www.thepondexperts.com

Jim Thompson
Debi Thompson
Contr. Lic #824893

Specializing in Koi Ponds, Filtration Systems & Watergardens
LANDSCAPING • LIGHTING • ARTIFICIAL TURF / PUTTING GREENS

Pandasia Koi & Garden

(Formally Murrieta Koi Company)

21185 Canyon Dr., Wildomar, CA 92595

951.674.6500

www.pandasiakoi.com (late March)

Go by and check them out!

Leo's Construction

Driveways • Universal Flagstone • Block Wall
Brick • Ponds • Waterfalls

LEO PALOMARES

(626) 960-6157



LAGUNA KOI PONDS

Ben Polonski

Phone (949) 494-5107
20452 Laguna Canyon Road, Laguna Beach, CA 92651
bplonski@lagunakoi.com Fax (909) 494-1679

Jack Cords



20% Off For First Time Customers!

800.491.1964 • 951.351.9437
printingcolor@yahoo.com • www.printingconnection.net
11800 Sterling Ave., Suite E • Riverside, CA 92503

Be sure to support The
Inland Koi Connection's
newest advertiser!

Gambling Addiction

**Problem Gamblers &
Affected Loved Ones**
Are Eligible for **NO
COST** Treatment




GET HELP NOW Located in Corona
951-316-1174 • 909-292-6888 • Se Habla Español
www.helpingstopgamblingaddiction.com

JUNE: Weddings, Father's Day, Flag Day, and Graduations ~

- ♦ The most dangerous food is wedding cake. ~American Proverb
- ♦ Fatherhood is pretending the present you love most is soap-on-a-rope. ~Bill Cosby
- ♦ You're a grand old flag, You're a high flying flag, And forever in peace may you wave. ~George M. Cohan
- ♦ A graduation ceremony is an event where the commencement speaker tells thousands of students dressed in identical caps and gowns that "individuality" is the key to success. ~Robert Orben

KOI VARIETIES!

word search



O	D	M	A	T	S	U	B	A	P
K	S	H	O	W	A	G	D	I	G
K	W	I	N	I	N	O	O	O	I
E	G	A	W	O	K	R	I	G	O
B	O	S	G	U	E	O	T	A	G
O	S	O	T	K	G	M	S	M	I
R	H	T	N	A	N	O	U	G	N
I	I	R	H	H	A	K	A	H	E
H	K	C	T	O	S	S	D	I	B
S	I	C	U	K	A	J	U	K	G

ASAGI

GOSHIKI

OGON

BENIGOI

KOHAKU

SANKE

CHAGOI

KUJAKU

SHIROBEKKO

DOITSU

MAGOI

SHOWA

GOROMO

MATSUBA

TOSAI

SELECTING A KOHAKU

by Dr. Art Lembke, Maryland

AKCA and ZNA Certified Judge & Member of the AKCA Judging Committee

When looking at a large batch of kohaku, perhaps hundreds at a time, the first thing to look for is a white tip at the front and back of the fish. It is very important to have the red on the head of a Kohaku only go down about as far as the nostrils. Do not choose a Kohaku that has red all the way down to the mouth. The head must have red on it. Do not choose a Kohaku with an all white head. Kuchibeni (red on the lips) is allowed if the spot is small and the rest of the red on the head only comes down to the forehead. Red over the eyes of the koi used to be a demerit, but in recent years the red is allowed to cover one eye but never both eyes.

The head is generally one of the most important parts in a young koi. Once you have found several koi with acceptable head patterns, look at the rest of the body. As I mentioned earlier, look to see if there is a white patch right before the tail. It is preferable to have this white area by the tail, but if the rest of the koi has positive characteristics, this is not as important as the head.


On the body, look for red that is balanced side to side and covers about 70 to 80% of the body. This is so that as the koi grows, and the white spreads faster than the red, there is still adequate red on the body. It is preferable to have the red on the body be either in a zigzag pattern (inazuma), or a 3 or 4 step pattern having white creeping up the sides in several areas. These are signs that the red will break up to form steps. If the red is in a straight pattern with no signs of breaking, the pattern will look boring as the koi grows.

Look for a koi that has broad shoulders and relatively large pecto-

ral fins. This generally indicates a koi that will grow large and compete well in shows.

When buying young Kohaku, do not worry too much about the color. The white should preferably be snow white, but may be pink if it was fed color-enhancing food before shipping. Avoid koi with a dirty grayish-white. The red may be bright red or orange-red. Many kohakus that are orange-red when young will turn a beautiful red as they grow. Next, make sure there are no black or red spots on any of the fins. Red on the pectoral fins, which is tucked in very close to the body, is okay. Also, make sure there are no black marks on the body. All red areas on the body should be in sizeable patches, not in single scale areas (i.e. small red spots). The Kohaku should have white eyes, not blue.

Last but not least, put the koi in a show tub and check for any body defects and any signs of disease. If these exist, do not buy the koi no matter how nice it looks. ❖



**Tom Wright's Kohaku
was elected as the
Inland Koi Society's
Koi of The Year 2011.**

Kohaku: A white-skinned koi, having large red marks on the top. The name means "red and white;" The Kohaku koi was the first patterned variety to be established in Japan in the 19th century.

(951) 369-9998



**HARRISON'S
KOI
FARM**

**POND KOI • SHOW QUALITY KOI
2000 KOI on display from 3" to 30"**

Specializing in hard to find varieties

- KOI FOOD
- SUPPLIES
- EQUIPMENT
- CONSULTATION



**Terry & Koren Harrison
5580 / 5582 Rio Road
Riverside, CA 92509**

Fish Handling

by Carolyn Weise, Florida

There are a few basics to know when picking up a fish for examination or moving from a tank to the pond. First is to be sure your hands are clean and free of any lotions or creams. Whatever you have on your hands will disperse in the pond water and can irritate the Koi when handling. Second, don't attempt to handle the fish with dry hands. Always wet your hands first.

I learned from a Koi breeder that when holding a fish in front of me, the fish's face should be toward my body, the tail out. This lessens the "fight" and helps me to keep the fish still while I am holding onto him. If I have the fish pointed away from me, its going to try to get away. A larger fish can easily wrest itself from my grip. I grasp the fish firmly but gently around the pectoral fins from its belly and support the weight of the fish with my other hand by the anal fin (under the rear end of the fish, toward the tail). In this way, the tail can move, but the fish should stay securely within my grasp. While it may be embarrassing for me to drop a fish, it can be ever more damaging to the poor fish when it hits the ground. With its face into my stomach, the fish holds still.


Fish do not like to be carried (by hand). It's easy to knock off scales by moving them by hand and even easier to interfere with the natural slime coat protection. There are bacteria on the fish and bacteria on your hands, neither of which are welcome on the other. If possible, have someone help you and have a



net handy. When handling fish for examination, have the microscope set up beforehand. Set up the anesthesia tank near the pond. (And never, ever leave the fish in the anesthesia solution unattended.) Try to make this minimally stressful for the fish. Use a wet towel upon which to place the fish for examination. Have fresh clean water ready to receive the fish after scraping is done.

With thanks for the copy, to June 2011 Mid-Atlantic Koi


May you both have "Pride, Honor, and Success!"



With sincere congratulations to Bryan Nobles in graduating from Pacific High School on June 2, 2011!



*Way to go Marika Zoetemelk!
Congratulations on earning your RN Nursing degree!*



New Members in the Inland Koi Society



NAME	CITY	JOINED
ED VERMILYEA	UPLAND	05 - 11
KAREN VOYER	QUAIL VALLEY	06 - 11

INLAND KOI

Quality Japanese Koi
& Pond Supply



Importers of high quality
Japanese koi.
Complete line of koi &
pond supplies.

**Our recent shipment
of Japanese Koi
is looking good.**

Come and see them!

INLAND KOI

**10000 Indiana Ave., Ste #7
Riverside CA 92503
(951) 352-5128**

**Look for us on the
south side of Indiana Ave.,
between Tyler and Harrison
2 miles from old location**

*Store Hours: Mon-Sat 10:00-5:00
Sun 10:00-4:00*



Phone: (951) 352-5128

Email: inlandkoi@inlandkoi.com

THE BEST QUALITY
Japanese Koi
AT A REASONABLE PRICE!

ENDANGERED TORTOISE HAS FIRST BABY AT AGE 90

By Stephen Messenger, TreeHugger

Having children is one of the most important, life-changing decisions a person can make — and one endangered tortoise in particular certainly didn't rush it. After many long decades of life unfettered by offspring, a zoo-kept Galapagos tortoise has delighted conservationists by finally embracing motherhood at 90 years old. The new mom, known as T3 by her keepers, had been attempting to breed for the last ten years, but she was only successful recently — with a male tortoise less than half her age. In other words, this tortoise is a cougar too.

The birth of a new Galapagos tortoise isn't just a big deal for the new mother, it's a positive step forward for the species as a whole. With only around 20,000 of the big tortoises left on the planet, any new additions helps ensure they'll be around for future generations — and that's precisely why T3's keepers at Taronga Western Plains Zoo in Dubbo, Australia had been nudging her towards motherhood.

"We have been working towards breeding Galapagos Tortoise for almost 10 years and to finally achieve success is a testament to the dedication and animal husbandry expertise of the team," said zookeeper Addy Watson in a statement.

While in human terms, 90-year-olds are more likely to be meeting their great-grandchildren than giving birth themselves, for Galapagos turtles it's really not that old — considering the fact that they often live to be well over 150. The young tortoise's father was quite a bit younger, a spry male aged 40. Still, raising the newborn to maturity will take a team effort.



Zoo officials say that since baby tortoises are usually left to fend for themselves, they've taken steps to ensure the tiny newborn is cared for and protected from any missteps from the grown ups, and it's quite a long process with plenty of growth in store.

"The hatchling is currently only 0.033% the weight of our largest male. It will take approximately 20 – 25 years for this hatchling to reach full size. At just five years old it will still be only 30cm in length," says Watson.

And, if everything goes well in the young tortoise's life, it will have a long, long one to look forward to. Chances are it will still be alive and kicking in the year 2200.

...CONTINUED FROM PAGE 2, BY DENNIS LYNAUGH

Utsurimono - A black koi with white, red, or yellow markings. The oldest attested form is the yellow form, called "Black and white markings".

Bekko - A white-, red-, or yellow-skinned koi with black markings. The Japanese name means "tortoise shell". (Shiro Bekko) The white- red- and yellow varieties.

Goshiki - A dark koi with red (Kohaku style) hi pattern. The Japanese name means "Five Colors". The base color can range from nearly black to very pale sky blue.

Shusui - The Japanese name means "Autumn green." The fish has no scales, except for a single line of large mirror scales dorsally, extending from head to tail. The most common type of Shusui have a pale, sky-blue/gray color above the lateral line and red or orange (and very, very rarely bright yellow) below the lateral line and on the cheeks.

Kinginrin - (Ginrin) A koi with metallic (glittering metal-flake appearing) scales. The name translates into English as "gold and silver scales." refers to sparkling, glittering scales as opposed to the smooth, even metallic skin and scales seen in the Ogon varieties.

Kawarimono - (Kawarigoi) A "catch-all" term for koi that cannot be put into one of the other categories.

Ogon - (Ginrin Ogon) A metallic koi of one color only. The most commonly encountered colors are gold, platinum, and orange. Cream specimens exist but are very rare.

Kumonryu - Literally "Nine Tattooed Dragons") is a black scaled fish with curling white markings.

Ochiba - A light blue/gray koi with copper, bronze, or yellow (Kohaku style) pattern, reminiscent of autumn leaves on water.

Koromo - A white fish with Kohaku style pattern with blue or black edged scales only over the (hi) red pattern. The most commonly encountered is colored like a Kohaku, except that each of the scales within the red patches has a blue- or black-edge to it.

Hikari-Moyomono - A koi with colored markings over a metallic base, or koi in two metallic colors.

Kikokuryu - literally "Sparkle Black Dragon" or "Glitter Black Dragon". A metallic skinned version is Kumonryu.

Kin-Kikokuryu - literally "Gold Sparkle Black Dragon" or "Gold Glitter Black Dragon". A metallic skinned version of the Kumonryu with a Kohaku-style (red) hi pattern.

Ghost koi - A crossbreed of Ogon and wild carp, with metallic scales.

Butterfly koi - A hybrid of koi and Asian carp with long flowing fins (various coloration depending on the koi stock used to hybrid).

Doitsu-Goi - Originated by cross breeding numerous different established varieties with "scale-less" (generally, fish with only a single line of scales along each side of the

dorsal fin). Also written because there are four main types of "Doitsu" scale patterns. The most common type (referred to above) have a row of scales beginning at the front of the dorsal fin and ending at the end of the dorsal fin (along both sides of the fin). The second type has a row of scales beginning where the head meets the shoulder and running the entire length of the fish (along both sides). The third type is the same as the second, with the addition of a line of (often quite large) scales running along the lateral line (along the side) of the fish. The fourth (and rarest) type, is referred to as "Armor koi" and are completely (or nearly) covered with very large scales that resemble plates of armor.



Dennis





<u>Barstow Annual Fireworks Spectacular</u>	5k run at 7:00 am, Gates open at 5:00 pm, Fireworks at 9:00 pm. At the Robert Sessions Memorial Sports park.
<u>Beaumont</u>	4th of July Celebration to Feature Food, Fun, Games, and Free Entertainment for All. Beginning at 5:00pm at Stewart Park, located on Maple Avenue between 9th Street and 11th Street
<u>Big Bear 4th of July Fireworks-</u>	Fireworks begin between 8:45-9:15pm. Viewable from any of the public parks or the best spot, from a boat on the Lake.
<u>Chino Hills Old-Fashioned July Picnic</u>	Starts 10:30 am and goes till 3:00 pm. At the Big League Dreams Sports Park
<u>Claremont 4th of July Celebration-</u>	Gates open 6:30 pm, show starts 9:00 pm. At the Pomona College Strehle Track
<u>Corona 4th of July Events</u>	Parade starts 10:00 am on Main Street, Festival starts 4:00 pm Santana Park, Fireworks start shortly after the formal program at 8:15 pm.
<u>Lake Arrowhead Fireworks</u>	Enjoy the "4th of July" Fireworks Display in Lake Arrowhead! The Fireworks will begin at 9pm. For more information please call the Arrowhead Lake Association: 909-337-2595
<u>Fontana - Red, White, and Cruise</u>	At the AutoClub Speedway, begins at 2 pm and will feature live entertainment from country star Jimmy Wayne and American Idol Winner, Taylor Hicks. The event will also include live entertainment, Children's Fun Zone, Patriotic Zone, Women's Zone, Men's Zone, Spectacular Fireworks Show and Parade, and a Car Cruise and Show.
<u>Indio Fourth of July Festival</u>	Riverside County Fairgrounds, more information call 760-391-4175
<u>Palm Desert Concert and July Celebration</u>	Festival starts at 7:15pm and Fireworks start at 9:00pm with synchronized music broadcast.
<u>Palm Springs</u>	Power of 4th of July - Gates open at 5:00 pm, Game starts at 6:05 pm, Fireworks at 9:15 pm. At the Palm Springs Stadium
<u>Pomona</u>	Fairplex Kaboom- Monster Truck and Big Air Freestyle Motocross at 8:00 pm, Fireworks Spectacular at 9:15 pm.
<u>Rancho Cucamonga Fireworks Celebration</u>	Park opens at 5:00 pm, Entertainment at 6:00 pm, Fireworks at 9:00 pm. At the Rancho Cucamonga Epicenter
<u>Redlands Community of July Celebration</u>	Picnic at 10:00 am, Entertainment at 11:00 am, Parade at 4:00 pm, Live show at 7:00 pm, Fireworks at approximately 9:00 pm. At University of Redlands
<u>Riverside 4th of July</u>	Fireworks begin at 9 p.m. - FREE. Fireworks show in sync with KOLA FM 99.9 radio broadcast
<u>Temecula July Parade and Fireworks Show</u>	Old Town Temecula, 2:00-9:00 pm
<u>San Jacinto Independence Day Celebration</u>	Parade at 6:00 pm, Fireworks at 9:00 pm. At the Francisco Estudillo Heritage Park.

FOR YOUR INFORMATION

What's Happening...


Q & A Time:



Members:

When you check in at meetings this year, look for "Question of the Day" forms at the registration table and write down any pond- or club-related question(s) you have.

DON'T FORGET! This is for your interest & education. If you are unsure what this regards, please ask at the registration table when you arrive at the meeting.



Japanese Garden Undergoes Historical Restoration

The Japanese Garden closed April 4 for a year-long renovation leading up to its centennial in spring 2012. One of the highlights of the project will be the installation of a ceremonial teahouse. The adjacent Zen Garden and Bonsai Court, and Chinese Garden will remain open during construction.

The Huntington Library, Art Collections, and Botanical Gardens. 1151 Oxford Road, San Marino, CA 91108 (626) 405-2100



Cherry Picking at Riley's Mile High Farm / **Cherry Picking season: June 28 to August 7th / From the I-10 Freeway, take the Beaumont Ave exit and proceed north to Orchard St, turn right (east). After a half block veer left (northeast) on to Ave. Miravilla. Take Ave. Miravilla 1 mile, turn left (north) on Mile High**

Rd. 6 miles to the end of pavement. Follow signs to barn. For questions about cherry picking, call Scott or Benita at 909-797-5145. / Riley's Farm / 12261 S. Oak Glen Road / Oak Glen, California 92399 www.rileysfarm.com

Each year the citizens of Redlands band together to celebrated Independence Day in grand fashion. The day begins with a picnic at beautiful Sylvan Park: Food; Games; Music!

Park Activities: Many local service and civic clubs are expected to participate in the daytime activities in Sylvan Park, Section A on University Street near the University of Redlands. Booths should be open at 9 a.m. Live entertainment will begin at 9 a.m. At 10:30 a.m. 4th of July Parade will march around the park.

Date: Monday July 4, 2011

Ticket Sales: General Admission - \$7.00 in advance, \$10.00 at the gate. Children under 3 Free and will not need a ticket.

Location:

Sylvan Park
601 North University Avenue
Redlands, CA 92373



Fontana's Summer Events

Unleash Your Inner Sound at Fontana's All Access Summer! Experience a new style of music each week at fun-filled events on Monday, Wednesday, Thursday and Friday from **June 9 through July 29 2011**. Check-out summer.fontana.org for more information.

The SAN BERNARDINO COUNTY MUSEUM

2024 Orange Tree Lane • Redlands, CA 92374 • California Street exit from Interstate 10 / (909) 307-2669 • TDD (909) 792-1462

Open Tuesdays through Sundays and some holiday Mondays 9am-5pm

Exploration Station: weekdays 10am-1pm; weekends 1-4pm

Admission: \$8 (adult); \$6 (senior or military); \$5 (student); \$4 (child 5-12)



Under 5 and Museum Association members free

or visit www.sbcountymuseum.org

Also, be sure to check out their Pond!

2011

Coming Events

10	AKCA BOARD MEETING ~ 6 pm / 529 W. Blue-ridge Ave., Orange, CA 92865 / Call Mac McClain at (951) 398-7048 for more information
19	HAPPY FATHER'S DAY to all the Papa's in The Inland Koi Society!! You deserve a relaxing day of spoiling. 
21	FIRST DAY OF SUMMER ~ Somehow, no matter what the weather, once summer arrives (officially) all seems right with the world.
25-26	2011 AKCA DINNER ~ And Annual Business Meeting & KHA Wet Lab / The Atrium Hotel @ Orange County Airport / 18700 Mac Arthur Boulevard Irvine, CA 92612 / 1 (800) 854-3012 \$40
26	INLAND KOI SOCIETY'S GENERAL POT LUCK MEETING ~ 2-5pm - Mystic Koi in Upland / Call Ed Kushner if more info needed (951) 520-0092
28-Aug 7	CHERRY PICKING ~ See information on the left. www.rileysfarm.com 
29	IKS BUSINESS MEETING ~ 7 pm / <i>All members of IKS welcome!</i> — 6531 Box Springs Blvd, Riverside / Dennis Lynaugh (951) 780-0123.

03-Aug 28	 SAWDUST ART FESTIVAL ~10am-10pm / 935 Laguna Canyon Rd., Laguna Beach, CA 92651 (949) 494-3030 / The Sawdust Art Festival features 200 local artists, live entertainment, art demonstrations, classes and outdoor cafes set in a cool eucalyptus grove. www.sawdustartfestival.org
04	INDEPENDENCE DAY ~  AMERICA Play Safely 
08	AKCA BOARD MEETING ~ 6 pm / 529 W. Blue-ridge Ave., Orange, CA 92865 / Call Mac McClain at (951) 398-7048 for more information
08-10	ORCHID FAIR ~ 9am-5pm/31st annual Santa Barbara Orchid Estate International Orchid Fair. Earl Warren Showground. Admission free, parking \$5 www.orchidfair.com / www.sborchid.com
23	MUSIC IN THE MOUNTAINS FEST ~ 9 am in the Meadow next to the Green Valley Lake Community Center, 32659 GVL Rd. Jams, Work-shops and Concerts 10:00-5:00-ALL DAY. 7000 ft. in the San Bernardino Mountain Range. Hands on experience. www.green-valley-lake.com
24	IKS GENERAL MEETING & POTLUCK ~ 2-5 pm / Hosts are Rey & Joy Quirong in Moreno Valley. If more information is needed, call Ed Kushner at (951) 520-0092
27	IKS BUSINESS MEETING ~ 7 pm / <i>All members of IKS welcome!</i> — 6531 Box Springs Blvd, Riverside / Dennis Lynaugh (951) 780-0123.
28-29-30	 REDLANDS BOWL ~ 8:15 pm / Rodgers & Hammerstein's "CINDERELLA."?no charge/out door theater/Brookside Avenue at North Eureka Street, Redlands, 92373/(909) 793-7316 www.redlandsbowl.org



INLAND KOI SOCIETY
5198 ARLINGTON AVE., #146
RIVERSIDE, CA 92504

Return Service Requested



錦
鯉



IN JAPAN, THE SYMBOLISM OF KOI FISH DEPENDS ON THEIR COLOR.

- Yamabuki: The gold fish represents (of course) gold, wealth and prosperity.
- Ogon: The platinum colored fish represents the fulfillment of wealth in the form of success in business.
- Kumonryu: A midnight black colored fish that is named after a Japanese dragon of transformation - and this fish is said to bring about change in life circumstances.
- Kohoku: A white and red fish (known as a "cap" fish with white body and a red mark on its head) believed to encourage advancement in career.
- Kuchibeni: Also white and red (known as a "lipstick" fish with a white body and red markings around the mouth) said to inspire long lasting, loving relationships.



Visit our website: www.inlandkoi.org