

# *The Inland Koi* *Connection*



THE OFFICIAL  
NEWSLETTER  
OF IKS  
ISSUE 170  
JUNE 2010

**SUNDAY, JUNE 27, 2010 • 3:00 - 6:00 PM**



**General Potluck Meeting**  
at the home of  
**Orville & Sandy Hanson**

5710 Via Cervantes  
Riverside, CA 92506  
(951) 682-3107







Hello Pond Tourers!

Our pond tour was a great success. I don't have the final figures but we probably had close to five hundred visitors. That is a lot more visitors than what we've had at the last few pond tours. I met a bunch of nice people at the pond I was at, and it looks like some of them will be joining the club. I'm looking forward to the food they'll be bringing to our pot lucks.

The success of the pond tour is due to the hard work of pond tour chairman Dennis Lynaugh and the rest of the committee. Dennis has led us through some new ideas of advertising for an event that exceeded our expectations. Nick and Peggy had the task of putting together the pond tour booklets with the help of Orville Hanson. Sandy Hanson designed the T-shirt for which we have received a lot of positive feedback. The committee can take a rest for a few months, and then it will be time to start preparing for next year's koi auction. I hear that Sandy has some new ideas for next year's T-shirt.

I'd also like to thank the pond owners whose ponds were part of the tour. We appreciate the work you did in preparing your ponds and gardens for the tour. I've heard only positive comments about the day; so again, thank-you pond owners, for your efforts. We couldn't have had a pond tour without you.

We are receiving a lot of requests from people who would like to give some koi away. It is too early for us to begin collecting fish for the auction, but if any members are interested in adding some fish to their pond, after they are quarantined, contact me or Ed Kushner and we will try to get you in contact with the people who are giving away the fish.

We are looking for hosts for our upcoming club meetings. Our IKS General Meetings are usually on the fourth Sunday of each month and if you would be interested in hosting a meeting, contact myself or Kelly Houston. As a host, you would only be providing the space for 35 to 50 people to come together. You don't have to supply ANYTHING (except maybe the bathroom once in a while)! One thing that I think would be interesting to try would be to have meeting at the home of someone who is planning to build a new pond. We then can then give the homeowner ideas for designing the pond, and have a follow up meeting after the pond is built. The club can then take credit for everything that's right with the pond, and blame the pond builder for anything that goes wrong.

This month's meeting will be at the home of Orville and Sandy Hanson. Tom Ross will be the speaker. I'm not sure what he will be speaking about, but his talks usually keep me awake. The meeting will start at 3:00 PM in order to try to avoid the summer heat. This means that we will eat closer to dinner time and I can eat more. So bring your food for the pot luck (especially the new members), and your chairs.

See you at the meeting,  
Mark

Mark Krakower, IKS president

**BOARD of DIRECTORS**  
*Inland Koi Society*  
**2010**

**Inside this issue**

<b>PRESIDENT:</b> MARK KRAKOWER (951) 371-2223 kraktronix@sbcglobal.net	•Oval Pond •Board Members •Help Line	<b>2</b>
<b>VICE PRESIDENT:</b> DENNIS LYNAUGH (951) 780-0123 dlynaugh@pacbell.net	•June Pond Profile •Meet The Hanson's •Directions & Map	<b>3</b>
<b>SECRETARY:</b> ZUMA ROSS (951) 354-6444 zumaross@att.net	•Water Hardness •Harrison's Koi •2010 May Seminar Pictures	<b>4/5</b>
<b>TREASURER:</b> NICK MILFELD (951) 780-7395 milfeld@msn.com	•2010 June IKS Tour •Spy Among Us •Free & Sale Items	<b>6/7</b>
<b>NEWSLETTER EDITOR:</b> DEBBY LEVERETT (951) 781-3887 jenniferdl1950@hotmail.com	•Inland Koi •Mazuri Diets •Support IKS Sponsors	<b>8</b>
<b>DIRECTOR:</b> KELLY HOUSTON (909) 885-2503 vpkelly@earthlink.net	•Welcome •Leo's Construction •Printing Connection •2 Koi Guys •Laguna Koi •Waterscape •Scholarship	<b>9</b>
<b>DIRECTOR:</b> ED KUSHNER (951) 520-0092 edkushner@msn.com	•W. Lim Corporation •Luxor Growers-Koi	<b>10</b>
<b>DIRECTOR: Raffle Manager</b> MARY LEEVER (909) 862-3028 mary@leeverelectronics.com	•Calendar / Events •For Your Information •What's Happening	<b>11</b>
<b>DIRECTOR:</b> BOB HENRY (909) 783-2373 bigoldgiantbob@sbcglobal.net		
<b>DIRECTOR:</b> JACK MARRIN (909) 792-3603 jack@marrin.com		
<b>DIRECTOR: Member Database</b> TOM ROSS (951) 354-6444 tomzuma@att.net		
<b>DIRECTOR:</b> SANDY HANSON (951) 682-3107 hanson_orville@yahoo.com		

**~HELP LINE~ REFERENCES**

• KOI DISEASE:	TOM ROSS	(951) 354-6444
• INFORMATION:	JACK MARRIN	(909) 792-3603
• LIBRARIAN: <i>Books, Videos</i>	BONNIE HENRY	(909) 783-2373
• MEETING SITES:	KELLY HOUSTON	(909) 885-2503
• MEMBERSHIP:	TEE WRIGHT	(951) 637-5479
• NEWSLETTER ADS:	DEBBY LEVERETT	(951) 781-3887
• PLUMBING or FILTERS:	BOB WALTERS	(951) 681-4064
• RAFFLE MANAGER:	MARY LEEVER	(909) 862-3028



**Orville and Sandy Hanson** have many intellectual achievements in their lives, but you may not know this because they are such a quiet couple. When you get to know them, you'll learn of their delightful wit, beautiful creativeness, loving and unselfish ways with their deeds and big hearts.

**Four years ago**, Orville retired after 38 years of Civil Service with the Dept. of Navy as an Electronic Engineer at the Naval Weapons Center in Norco, which influenced the elaborate detailing of their pond filtration, because he traveled to many Field Stations all over the world, including Japan, and accomplished building this pond once retired. A couple of years prior to Orville retiring, Sandy had retired after 15 years as Administrative Assistant from DynCorp.

**The Hanson's have two children** who were in Jr. High School when the family bought this house 35 years ago. Their beautiful home sits on a hill overlooking a canyon at the back of their 400ft long by 90ft wide property. When they bought the brand new house, the back yard was sloped, so the family terraced the back and Orville continues to work on it gathering farming knowledge from past experiences. On one of the back thirds of their land, they've planted a citrus orchard (*see if you can find the model-copy of one of the Chinese Terracotta Warriors*), roses and a large raised garden bed of about twenty different vegetables. You just have to see what Orville has accomplished on their back two-thirds of massive hill! He has moved thousands of rocks or boulders and terraced the hill with trails, planters, trees, compost and water. Last time he counted, he had 31 fruit trees, but has added a few more since. There is an area which has no water, so Orville and Sandy created a botanical garden along with a California native area with wildflowers including California Poppies. Following the trail down the hill, you'll see a large Rainbow Eucalyptus tree, lavender plants, flowering Mantalai plant, blueberries, raspberries, grapes, and so much more, I can't list them all. It is so amazing!

**Sandy categorizes areas** in the back yard. You will see "the forest" with seven Coast Redwood Trees and a covered yard swing. In this forest is a working deer scare which the birds love to drink out of, several ceramic rabbits (Sandy like's rabbits), a copper bird bath which hummingbirds love to bath in and stepping stones. Another area is her "rock garden" which is bordered by sago trees, a trimmed juniper with 7 bird houses and ceramic figures. She showed us her 25 year old cannas and dahlias, and a newly planted azalea row. Sandy has created three bonsai trees and has a future one planned. She said these are all "little experiments".

**When you arrive at the Hanson house**, walk along the right side of the house to the back yard. There is a big swimming pool to the left side of the yard and after that is their Japanese inspired koi pond. In front of the pool on the left, you'll see a turtle and goldfish pond. Little Tuffy, the Red Eared Slider Turtle, lives peacefully with gold fish and when the fish come up to eat, so does he. Sandy has really enjoyed the turtle since she acquired if from club members, Bob and Bonnie Henry. This was the first pond Orville built twenty-five years ago and then the koi pond was built four years ago, after Orville retired. There is a blue authentic Japa-

nese tiled roof that borders the pond. This pond has an EPDM rubber liner covered with 1½ inches of mortar on top to make it look like a concrete pond. It also has lots of rock for edging and a beautiful waterfall. It seems the Hanson's have an endless supply of rocks. Two 4 inch bottom drains supply water from the pond to a variety of filters. Orville has been experimenting with different setups and has achieved some very clear water. The system consists of a vortex that feeds two Japanese filter chambers, and then goes through a total of 200 watts of U.V. He has a Foam Fractionator that takes out the organics. The Sequence Pump is variable rated and now is pumping 4000 gallons an hour, which is what Orville wants. He also has a filter system that is separate and ready to start up with a pre-filter sieve that is worth taking a look at.

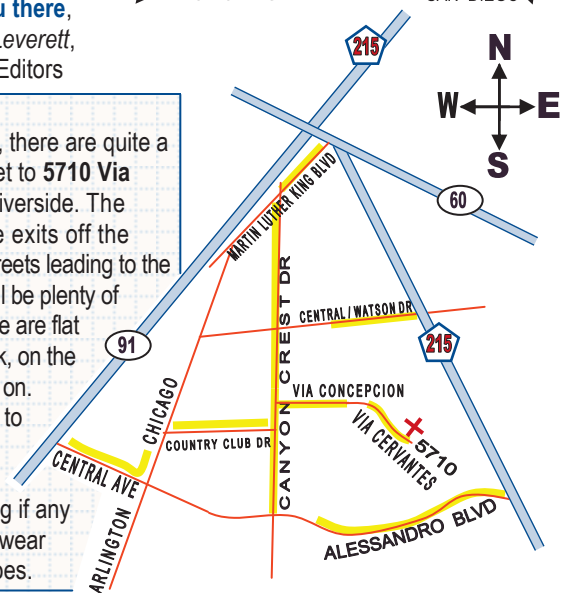
**Currently there are 19 koi** in their pond. Sandy has a list of names so she can keep track of all and history of what is happening to them. Their favorite koi is named Mystic, but you'll have to question them to find out why. They've never lost a fish to illness or predator. They did have a suicide Sanke however. A heron stabbed it and the koi was quite listless, so Orville medicated it and put it in the quarantine tank. About three weeks later it was back like its original self so Orville put it back into the original pond and it was just fine. But then two months later, it jumped out of the pond and didn't survive.

**You will notice the time change!** We will meet at 3:00 PM this month, hoping to escape the heat. The day light is longer and as the day gets later, the temperature cools considerably. Be sure to bring whatever you can for the shared potluck and don't forget your chairs. It will be a great meeting with Tom Ross as our guest speaker.



**We will see you there,**  
Larry & Debby Leverett,  
IKS Newsletter Editors

**DIRECTIONS:**  
As you can see, there are quite a lot of ways to get to **5710 Via Cervantes** in Riverside. The yellow lines are exits off the freeways and streets leading to the house. There will be plenty of parking and there are flat areas in the back, on the grass we can sit on. Dress according to weather. Orville will give a tour after the meeting if any one wishes, so wear comfortable shoes.





## Water Hardness in Koi Ponds

Hardness is one of the most misunderstood characteristics of water, because it involves some rather complicated chemistry. In a nutshell, hardness describes the levels of minerals in water, primarily minerals containing calcium (Ca) and to a lesser extent, magnesium (Mg).

Water with lots of these minerals is called 'hard,' whereas mineral-poor water is called 'soft.' Water hardness is important for two main reasons. First (and most importantly), it keeps pH levels stable and relatively high. In any pond, pH tends to get more acid over time – even over 24 hours, natural processes can cause pH levels to change.

By absorbing or releasing acid, depending on whether it's plentiful or scarce, hardness minerals effectively keep pH constant, which is very important to the well-being of the fish. Because they prevent extreme shocks in pH, the hardness minerals are described as 'buffers,' and the level of buffers in the water is called its 'buffering capacity.' As the minerals are used up in the pond, the buffering capacity will decrease over time.

The second reason is that fish use minerals to make their structures, like scales and bone. Koi kept in water with high hardness levels will have brighter skin, scales and colors.

It's easy to see why high levels of water hardness are so desirable, and this is easily achieved in 'soft' areas by adding limestone chips or shells (such as mussel or oyster shells), commonly in the filter compartment.

Hardness may be described in terms of degrees (°dH) of 'general' or 'carbonate' hardness – abbreviated as GH or KH – and these two types of hardness are simply a measure of different parts of the hardness minerals. Both are very easily measured with test kits. Anything over 8°dH for GH and 4°dH for KH is fine. High or low levels will probably not directly impact a koi's health, but the appearance of the fish might be affected and the repercussions on other aspects of water quality should not be underestimated.

Written by Adrian Love



(951) 369-9998

HARRISON'S

KOI

FARM

POND KOI • SHOW QUALITY KOI

2000 KOI on display from 3" to 30"

Specializing in hard to find varieties

- KOI FOOD
- SUPPLIES
- EQUIPMENT
- CONSULTATION



Terry & Koren Harrison  
5580 / 5582 Rio Road  
Riverside, CA 92509



Pictures taken by Carolyn Weise of Microbe-Lift / carolynw@microbelift.com


**AKCA's First Place "Koi of the Year" Club Award, out of 104 affiliated Clubs across North America.**



**Kelly Houston accepting award, for the Malls, at the 2010 Seminar from Charlie & Brenda Atwell.**



**Orville Hanson**



**Tennessee Pond Tour**



Helping Charlie up the hill


**Theo Zoetemelk, Charlie Atwell & Jeannie Zoetemelk**



**Congratulations to Jerry & Pat Mall, owners of the 1st Place Koi and members of The Inland Koi Society - California**



**Sandy Hanson (in Red), Jeannie Zoetemelk, Kelly Houston, Orville Hanson behind Kelly**



**They spawned this morning**



**IKS Member, Mike Frady, showing 1st Koi USA Magazine.**



**AKCA 2010 Seminar in Nashville, Tennessee May 19-23**



**Ed Fujimoto, Mike Frady Burt Ballou of AKCA, in back**

**Mr Ed Fujimoto, Founder and editor of Koi USA, Founder of the AKCA and its first president.**



**Kelly Houston**

**"From the vision of one, Many now prosper"**






**2 Guests & Orville Hanson**



**Sandy Hanson (Having Fun)**



**Milfeld Koi**

Forgive me, but I took these pictures at our house on the day of the Pond Tour.



**Sandy Hanson & William Lim (Sponsor)**



**House Number 2 = Leverett Pond and Koi**

Tim Card's photographs haven't been received yet, but they will be coming! He and Peggy were quite busy that day, and Kelly Houston was riding along. So...the final figures and more pictures will be coming.  
*Debby Leverett*



**Carl Leever, Peggy & Tim Card (Photographer)**



**Linda Kushner, (Hungry Member) Marijke & Jeanne Zoetemelk (Cooks)**



**Advertising Sign at Leverett House**



**Connie Freihoff - AKCA Rep**



**The End of the Day at Pond Number 6 - McClain Hosted The Catered Dinner by Zoetemelks**



**11<sup>th</sup> IKS KOI POND GARDEN TOUR**  
**JUNE 6, 2010**  
**RIVERSIDE AREA**



## PUBLIC LOVES US and OUR PONDS

Hidden among the crowds at this year's Pond Tour was an IKS member on a covert mission with a single objective: Find out what the public was saying about the tour among themselves. The task proved to be an easy one. After reviewing the comments, many unsolicited, made by over 40 participants it was clear that the people who attended the tour really enjoyed and valued the time they spend with the IKS. Some of their comments are written below:

"Everyone working at this tour is so friendly, what a great club." "Spectacular staff." "These people are really excited about their hobby." Several people commented on how outgoing and positive the IKS homeowners and volunteers "all were."

Several of the participants said they had been on past pond tours and many verbalized strong positive memories of those tours. Many of these people said that this year's pond tour was: "the best ever."

About 20% of the participants had existing ponds and many of them want to rebuild or improve their pond; 60% did not want a pond, but enjoyed looking at the fish and yards; and the remaining 20% wanted to build a pond. Most people who wanted to improve or build a pond were open to joining the club. Furthermore, at least two of the participants spoke as if "finding the club" was like finding people from their native land, who spoke their native language, KOI.

Topics of concern were ones we have heard regularly on past pond tours: sick fish, algae, leaks, filtration questions and problems, herons, raccoons, pond builders who did poor work, costs, plants, fears about having a pond and fish. These concerns were mixed with more positive statements, such as: "I came to see the beautiful Koi." "Oh, look at the plants, plants, plants, how do they do that?" "What a vision." "What a yard." The spawning going on at Pond #1, the Lewis Pond, was a great source of education, entertainment, innuendo, and humor.

Another interesting topic is how people ended up at our pond tour who did not intend to: "Found the pond tour by accident, it's my first encounter with Koi." "I was on my way to the Koi store and saw your sign" (darn, he saw the sign at about 3pm and barely squeezed in two ponds). The most frequent comment made by people who were referred to the tour by someone else was: "friends called me and told me about the tour because I already have a pond."

My two favorite comments came from a man who expressed frustration about his first attempt at pond building, who stated, "I'm taking the best ideas from each pond and I have an application to join the club" (smart man). And, according to Director Bob Henry, a couple who stated: "Our 10-year old brought us here and wants to build a pond." No doubt, the future of our hobby is in good hands.

Date: Friday, May 21, 2010, 8:22 AM  
Hi Gene,

I read the article in the press today and was happy to read of your love of koi. I have been worried for the life and health of about six koi and I think some of the six might be large goldfish. Any way I need to tell you hoping you will have some power to help. At the Home Depot in Corona off of Ontario they have a plastic "pond" in their garden department that is a awful mucky, no filter mess. I have been in there and complained to the manager with no results, its in terrible condition.

I have even offered to buy the fish. No one is over-seeing the care, I only found one employee who even cares, and she begged me to do something.

I learned H.D. has had fish in the past that were taken from them because of the care or should I say lack of care they got.

Please if you or another member could go in and check it out. Thanks so much - Laurie Forsythe

**FREE OFFER**

I have three koi that are free to a good home.

1. The first koi was a Kin Hi Matsuba, but the Matsuba pattern has faded away. It is about 30".
2. The second koi is a Sumi Goromo, which had a case of Aeromonas, but is OK now. It is also about 30".
3. The last koi is a Kujaku that is about 28".

Phil Hunter - Temecula  
(951) 587-0476  
[phunter@hughes.net](mailto:phunter@hughes.net)

### Koi Pond Equipment for sale – Good condition



1. Medo linear air pump LA60A 2.13 psi - \$150
2. Aquaflo Flo-Master XP2 Pump 1.5 HP one with leaf basket -\$225
3. Aquaflo Flo-Master XP2 Pump 1.5 HP No leaf basket -\$200
4. 336 Gal fiberglass tank (rectangle) with filter bought from Aquatic Eco – \$200

Lisa Barnett - Buena Park, CA  
(714) 994-6558 [BPKoiLady@dslextreme.com](mailto:BPKoiLady@dslextreme.com)



Laurie,

Excellent News! The Home Depot management was very responsive to your request and allowed me to net and bag the three goldfish existing in their display pond. The three fish are currently swimming in the quarantine tank of our club president Mark Krakower and will be heading to a permanent home in the near future.

Glad to report a happy ending,  
Regards, Gene Maingot

# INLAND KOI

Quality Japanese Koi  
& Pond Supply



Importers of high quality  
Japanese koi.  
Complete line of koi &  
pond supplies.

On May 15, 2010  
we filled our tanks with  
a new shipment of Koi  
from Japan. Come look!

## INLAND KOI

10000 Indiana Ave., Ste #7  
Riverside CA 92503  
(951) 352-5128

Look for us on the  
south side of Indiana Ave.,  
between Tyler and Harrison  
2 miles from old location

Store Hours: Mon-Sat 10:00-5:00  
Sun 10:00-4:00



Phone: (951) 352-5128

Email: inlandkoi@inlandkoi.com

THE BEST QUALITY  
**Japanese Koi**  
AT A REASONABLE PRICE!

# Mazuri.

The Exotic Animal Feeding Resource

## EXOTICS RULE OUR ANIMAL KINGDOM



At Mazuri, we know exotics rule. In the grand scheme of things, we produce more food for more exotic animals than any other company in the world.

### MAZURI® KOI DIETS:

- Top quality fish and soy protein
- Complete and balanced nutrition
- Astaxanthin, canthaxanthin, spirulina, shrimp and beta-carotene for brilliant color
- Each bag is date coded for guaranteed freshness and is produced in the United States



So for healthy, brightly-colored Koi and cloud-free water, trust Mazuri.®

MAZURI® KOI DIETS:  
Koi Maxinum Ogata  
Koi Maxinum Wheat Nuggets  
Koi Maxinum Nuggets  
Koi Pond Nuggets  
Koi Maxinum Bix

Take a walk on the wild side and visit us at  
[www.Mazuri.com](http://www.Mazuri.com)




WELCOME	NAME	CITY	JOINED
E	STEVE & PATRICIA HURLEY	CHERRY VALLEY	01 - 10
	MARK & CHARLENE WHALEN	FOUNTAIN VALLEY	04 - 10



**From The  
Inland Koi Society**

*IKS hopes you enjoy an informative and fun association with our club! Members get the advantage of having years of experience (mistakes and lessons) available to them, while at the same time there are enough new hobbyist members that no one feels they are the only one who is clueless on a subject. Ask questions!*

Inland Koi Society is offering a **\$500 scholarship** to children of current club members, being high school seniors or college students, who have been accepted for the coming college year.



Interested students should obtain and submit an application by July 31. Applications are available on-line from:

[genemaingot@inlandkoisociety.org](mailto:genemaingot@inlandkoisociety.org)

or from

[markkrakower@inlandkoisociety.org](mailto:markkrakower@inlandkoisociety.org),

and will require a written statement from the student.

*Leo's Construction*



Driveways • Universal Flagstone • Block Wall  
Brick • Ponds • Waterfalls

LEO PALOMARES

(626) 960-6157



909-981-1731  
www.thepondexperts.com

Jim Thompson  
Debi Thompson  
Contr. Lic #824893

*Specializing in Koi Ponds, Filtration Systems & Watergardens*  
LANDSCAPING • LIGHTING • ARTIFICIAL TURF / PUTTING GREENS



**LAGUNA  
KOI  
PONDS**

Ben Plonski

Phone (949) 494-5107  
20452 Laguna Canyon Road, Laguna Beach, CA 92651  
bplonski@lagunakoi.com Fax (949) 494-1679

**2 Koi Guys**

**951 237-2508**

**951 205-1212**



**~ Scott Zehm ~ Robert Walters ~**  
**Contractors Lic. #716692**

- DESIGN • CONSTRUCTION • MODIFICATIONS
- YOUR UV LAMP SOURCE • KOI POND FILTRATION
- LINER OR CONCRETE PONDS • INSTALLATIONS
- WEEKLY & MONTHLY MAINTENANCE

Jack Cords



**20% Off For First Time Customers!**

800.491.1964 • 951.351.9437  
printingcolor@yahoo.com • www.printingconnection.net  
11800 Sterling Ave., Suite E • Riverside, CA 92503



**W. Lim Corporation**  
 11895 Island Avenue  
 Milpitas, CA 95032  
 Manufacturer of The Wave Pumps  
 (415) 951-2100 Fax: (415) 951-2100

**sale!**

save **\$180.00**  
 on a Wave II 3/4hp Pump

Offer valid at participating W. Lim dealers only. Offer good while supplies last.

- Worldwide electrical capability
- Salt water resistant (corrosion Epoxy paint added on)
- 3-way discharge positions for less restriction
- High flow 2" ports
- 2 quick disconnect unions (included)
- Emergency thermal protection shut-off




suggested  
 retail  
 price  
 \$619.00

Please contact your local W. Lim dealer  
 for more information



**2010  
 CATALOG**

**10th  
 Anniversary**



MANUFACTURER OF THE WAVE PUMP **W. LIM CORPORATION**

Quality is Always the Key

UV Sterilizers 874-4639  
 Wave Power Stainless Steel UV Sterilizers

**Wave POWER**

Stainless Steel Ultraviolet Sterilizer



Item 3305

UVS-05 Wave Power Stainless Steel Ultraviolet Sterilizer - 36 watts H/O  
**\$100 Off Regular Price**

Item 3307

UVS-20 Wave Power Stainless Steel Ultraviolet Sterilizer - 86 watts H/O  
**\$150 Off Regular Price**

\*\*\*\*\* Special Offer \*\*\*\*\*

Any Wave UV comes with a **FREE** replacement Lamp with any unit  
 Offer Valid March 1, 2010 to April 30, 2010

Model #	Wet Chamber Capacity (gal)	Max UV Flow Rate (gpm)	Maximum Pond Volume (2 hour turn-over)	Maximum Pond Volume (3 hour turn-over)	Maximum Pond Volume (4 hour turn-over)
UVS-05	1.47	44	5,280 gallons	7,920 gallons	10,560 gallons
UVS-20	3.95	118	14,160 gallons	21,240 gallons	28,320 gallons

Order by fax (951) 360-1166 or email sales@wlimproducts.com

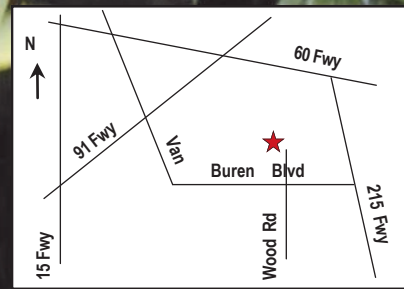
# Luxor Growers & Koi Fish

We Offer a Great Selection of High Quality Imported Japanese Koi as Champions or Future Champions

• Koi Food • Pond Supplies •

Mon - Sat 9 am - 4 pm  
 15553 Wood Road  
 Riverside Ca 92508  
 C/S Van Buren & JFK

email: luxora1koi@roadrunner.com  
 web: www.luxorA1koi.com  
 951-789-4770 • cell 951-204-6758





**INLAND KOI SOCIETY  
PROGRAM PLANNING CALENDAR 2010**

REGULAR MTG 4th Sunday	HOSTS Address	PROPOSED PROGRAM Speakers	BOARD MEETING Wed. after Mtg
June 27 <i>Father's Day 6/20</i>	<b>Orville &amp; Sandy Hanson</b> 5710 Via Cervantes Riverside 92506	Topic: <i>Tom Ross</i> (topic pending)	Wed., June 30

Life is short!  
Break the rules!  
Forgive quickly!  
Kiss slowly!  
Love truly,  
Laugh uncontrollably...  
And never regret anything  
that made you smile.




The Significance of the Los Angeles Lotus Festival - July 10 & 11, 2010

The lotus flower is significant to the Asian cultures as a symbol of rebirth, purity and life. The festival is held in July when the lotus flower blooms. Echo Park Lake was selected as the site for the event due to its central location of local Asian and Pacific Islander communities and because it houses the largest lotus bed in the United States. The festival was originally named "The Day of the Lotus", and the purpose was to promote an awareness and understanding of the contributions by the Asian and Pacific Islander people to our culture and to the local and surrounding communities. The first two festivals were one-day affairs, which attracted approximately 15,000 people. Due to the success of the festival, it was expanded to a two-day event



**WHAT DO YOU GET WHEN YOU CROSS AN ELEPHANT  
WITH A FISH? SWIMMING TRUNKS**



The LA Pet Fair will be open Saturday, August 7 & Sunday, August 8 from 10:00AM to 5:00PM  
At the Los Angeles County Fairplex in Pomona - 1101 McKinley Ave, Pomona, CA 91768. Admission is \$12 for Adults and \$8 for Children 12 years or younger. (909) 623-3711

<http://www.aquariumpondexpo.com>


**2010 Coming Events**

J U N E	11- July 05	<b>SAN DIEGO COUNTY FAIR</b> ~ 2260 Jimmy Durante Blvd./ Del Mar, CA 92014 / 858-755-1161 <a href="http://www.sdfair.com/fair/">http://www.sdfair.com/fair/</a>
	20	<b>FATHER'S DAY</b> ~ Remember your strong Papa with a hug for a while, because he loved you, and gave you that smile!
	21	<b>FIRST DAY OF SUMMER</b> ~ In the Northern Hemisphere, summer solstice begins on Jun 21 2010 at 7:28 AM EDT, in the UK, on June 21, 2010 at 11:28 UT
	27	<b>IKS GENERAL MEETING AND POTLUCK ~ 3:00-6:00 pm</b> / Hosts will be Orville & Sandy Hanson in Riverside / For more information, contact Kelly Houston (909) 885-2503
	30	<b>IKS BUSINESS MEETING</b> ~ 7 pm / All members of IKS welcome! — 6531 Box Springs Blvd, Riverside / Mark Krakower at (951) 371-2223.


Sol + stice derives from a combination of Latin words meaning "sun" + "to stand still." As the days lengthen, the sun rises higher and higher until it seems to stand still in the sky.

As a major celestial event, the Summer Solstice results in the longest day and the shortest night of the year. The Northern Hemisphere celebrates in June, but the people on the Southern half of the earth have their longest summer day in December.



J U L Y	04	<b>INDEPENDENCE DAY</b> ~ Celebrate Safely! 
	05	<b>SAN DIEGO COUNTY FAIR</b> ~ Last day of the Fair in Del Mar. / <a href="http://www.sdfair.com/fair/">http://www.sdfair.com/fair/</a>
	09	<b>AKCA BOARD MEETING</b> ~ 6pm / 529 W. Blueridge Ave., Orange, CA 92865 / Call Kelly Houston at (909) 885-2503 for more information.
	10- 11	<b>LOTUS FESTIVAL</b> ~ Fri. 5pm-9pm Sat. 12pm-9pm, Sun. 12pm-8:30pm / Echo Park / Park Avenue and Echo Park Boulevard / Los Angeles, CA 90026 (213) 485-1310 <a href="http://www.lotusfestival.org/">http://www.lotusfestival.org/</a>
	Jul 15- Aug 15	<b>ORANGE COUNTY FAIR</b> ~ Orange County Fairgrounds and Exposition Center / 88 Fair Drive / Costa Mesa, CA 92626 / (714) 708-3247 <a href="http://www.ocfair.com">http://www.ocfair.com</a>
	17	<b>19TH ANNUAL POND TOUR</b> ~ 9AM - 4 PM / Santa Clara Valley Koi & Water Garden Club / 6 unique & interesting ponds. Locations announced on <a href="http://www.sckoi.com">www.sckoi.com</a> by June 15.
	25	<b>HELP!!!</b> ~ We have no volunteer member to HOST our JULY GENERAL MEETING. If you will volunteer or need more information, please call Kelly Houston (909) 885-2503 or Mark Krakower (951) 371-2223. Please!?!
	26	<b>IKS BUSINESS MEETING</b> ~ 7 pm / All members of IKS welcome! — 6531 Box Springs Blvd, Riverside / Mark Krakower at (951) 371-2223.
	Jul 31- Aug 01	<b>NORTHWEST KOI AND GOLDFISH SHOW 2010</b> at World Forestry Center, Portland, Oregon. 30th Annual Show and Vender Fair. <a href="http://www.nwkg.org">www.nwkg.org</a>





**INLAND KOI SOCIETY**  
**5198 ARLINGTON AVE., #146**  
**RIVERSIDE, CA 92504**  
**Return Service Requested**



**Collectable**



**Pool enclosure**



**Tuffy the turtle  
with goldfish  
friends**



**Deer Scare**



**Copper Bird Bath**



**Goldfish & turtle home**



**White Grapefruit**

**Visit our website: [www.inlandkoi.com](http://www.inlandkoi.com)**