



The Inland Koi Connection



THE OFFICIAL
NEWSLETTER
OF IKS
ISSUE 325
MAY 2026

SUNDAY 5/17/26

WWW.INLANDKOISOCIETY.ORG



IKS POTLUCK MEETING

2:00 PM

SUNDAY, MAY 17TH

HOST: AIKO HOWO


1335 STERLING ROAD,
REDLANDS 95373-6600

BRING FOOD AND CHAIRS!!!






Find us on Facebook!

Simply search **Inland Koi Society**, and our page should be the first result that appears. Follow us to stay updated on meetings, events, and the latest news from the club.



It seems hard to believe but it has been almost three years since we last visited Aiko Howo's beautiful Redlands home and pond. She has been working almost continuously over the past decade to improve her koi pond as well as her yard and make it easier to maintain. A friend of our club, Frank Painter, has been instrumental in helping her build out the pond and develop other parts of the backyard. Most recently a new ProfiDrum filter was installed, and the pond size was doubled since our last meeting there.

Aiko currently has around 30 fish in the pond and admits that it may be more than the pond should reasonably hold. Although the ProfiDrum filtration system has provided better filtration than what she had in the past, she describes it as somewhat "problematic." As you enter the yard, her hydroponic gardens still create a welcoming atmosphere, accompanied by several Japanese-themed structures that cover the deck and shelter a small water garden. She also continues to maintain the "mini yards" for her desert tortoises. In addition, the treetop deck perch has been upgraded with a beautiful new gazebo that offers protection from the sun. Throughout the property, there are numerous plants and many peaceful places to sit, relax, and take in the atmosphere.



Aiko is a native Californian whose grandparents emigrated from Japan to the United States around 1900. Her parents later settled in Monrovia during the 1930s, where they became strawberry farmers. After a 30-year career as a school nurse, Aiko retired and devoted more time to her passion for gardening and koi keeping. She is also the proud mother of three accomplished children: Midori, a Chief Deputy District Attorney in Fresno; Michael, the CFO of a local microchip company; and Mitchell, a family practice physician with Kaiser. In 2005, Aiko began creating her Japanese garden and pond. Although she lost her first koi to a hawk, her interest in the hobby continued to grow. She joined IKS in 2012 and later built a new pond that reflects her dedication to the art and beauty of Japanese garden design.



We hope to see you there this Sunday, our meeting is a week early as our normal schedule would fall on Memorial Day weekend.





2025 Board of Directors

Officers

- President – N/A
- Vice President – N/A
- Secretary – N/A
- Treasurer –
Nick Milfeld ~ c 951.892.4269
Nick Milfeld- milfeld@msn.com
- Newsletter Editor –
Braelynn Zoetemelk ~ c 951.529.3328
braellama@gmail.com

Directors

- **Gavin Alexander** ~ 951.922.5868
gamial@aol.com
- **Tony Coby** ~ 951.486.1816
Jazzman19@gmail.com
- **Deanna Fales** ~ 951.279.0181
rob_fales@sbcglobal.net
- **Rob Fales** ~ 951.279.0181
rob_fales@sbcglobal.net
- **Larry Leverett** ~ 951.500.2157
ldlever@earthlink.net
- **Barbara Mathews** ~ 951.316.0263
reedbenderbarbara@msn.com
- **Scott Zehm** ~ 951.237.2508
scottzehm@eee.org

Upcoming Events

05 17 ~ IKS Board Meeting

12:30 PM

Aiko Howo

1335 Sterling Road, Redlands 95373-6600
Interested members are welcome to attend, but please call hosts to let them know beforehand

05 17~ IKS General / Potluck meeting

2- 5 PM

Aiko Howo

1335 Sterling Road, Redlands
95373-6600

06 28 ~ IKS Board Meeting

12:30 PM

Barbra Mathews

17700 Conestoga Road, Lake Mathews 92570
Interested members are welcome to attend, but please call hosts to let them know beforehand, 951.961.9008

06 28~ IKS General / Potluck meeting

2- 5 PM

Barbara Mathews

17700 Conestoga Road, Lake
Mathews 92570

07 26 ~ Rose Haven Heritage Garden

30592 Jedediah Smith Rd,
Temecula, CA 92592



WWW.INLANDKOISOCIETY.ORG


April Meeting Recap!

If you did not attend the April flower show and garden tour, **here's what you missed!**



We hope to see you all at the next meeting!

The annual Riverside Community Flower Show and Garden Tour featured six stunning home gardens. Guests enjoyed self-guided garden tours, fun and informative gardening presentations, and opportunities to shop for unique handcrafted treasures to bring beauty and inspiration to their own gardens at home. Thank you to everyone who came to support our club!



You may be featured on our Facebook page! If you prefer not to have your photo or information shared online, please fill out an opt-out form and let us know.



Easy ways to add nitrification to your pond

By MonteMcQuade, K.O.I. Instructor


The crazy weather across the nation that has occurred lately has challenged many pond keepers. These extremes present more than just a couple of problems: Rapid temperature changes cause stress in our fish. Higher temperatures make the ratio of NH_3 to NH_4 greater, often being stated as the ammonia is “more toxic.” Warmer water temperature lowers the ability of the water to hold dissolved oxygen (DO). Some ponds do not have enough biological conversion capacity (bio-filtration) to start with and hot weather makes that more of a concern.

We cannot do much to overcome the weather but a shade cloth goes a long way to keep the sun off of the pond. Shade moderates the water temperature swings. Shade reduces the sunlight and limits an algae bloom, and the cooler water helps keep the ammonia less toxic (a higher ratio of NH_4 to NH_3). Cooler water can also maintain more oxygen. Higher Dissolved Oxygen levels are not only good for the Koi, but more oxygen allows the Bio-converters to convert more Ammonia to Nitrate.



A reliable way to add oxygen to the pond and keep DO levels as high as possible is to add a few air stones to the pond itself. Aeration will aid plant growth and help to off-gas the Carbon Dioxide (CO_2). But the biggest

benefit is that it improves circulation within the pond. All surfaces of the pond can do some bioconversion. However the water must pass over the bacteria that live on the walls and surfaces of the pond to do this. Aeration moves the water within the pond and improves the environment for the fish. This leads us to our last concern, the lack of sufficient bioconversion capacity of some ponds to begin with. This can easily be remedied by adding more surface



area for the nitrifying bacteria to colonize. Doing it yourself is extremely cost effective and it will greatly benefit your fish. Adding additional media to an existing filter is the fastest and easiest way to "enlarge" your filter surface. This can be done by adding more strapping, matting or even a laundry bag of bio-balls.

Or a new unit can be added to an existing circuit. Both shower units and barrel filters can be built quickly with common hardware found at most of the Big Box stores or other local sources.

Static barrel filters can use inexpensive strapping (spring flow or pallet strapping) as its media. The strapping provides lots of surface area and requires very few parts. Mesh pad media such as Matala (do not use furnace filter media as it may have chemicals to inhibit fungus and bacteria growth and these can kill fish) can be used in the same barrel filter design, but the pad filter media costs more. Pads do provide more surface area per cubic foot of media than strapping. It is important to use the coarsest media near the filter inlet, and graduate to the finest media near the outlet to assure best water flow. All static filters need to be cleaned often, at least weekly in the summer. These filters do both mechanical and biological filtration in one container.

K-1 or similar media can be used as a filter media with the proper design. Moving bed filters (usually with K-1 media) require a few more parts to add aeration to the bottom of the barrel that circulates the floating media around. The amount of media surface area is highest in these types of filters. Another advantage is that moving bed filters are self-cleaning and need very little maintenance. It is suggested that some pre-filtering occur before a moving bed in order to remove both large and fine particles, as a moving bed filter is specifically a bio-converter.



Showers are another option. They may require a little more plumbing to install as they usually sit above the pond's surface level. Again they require pre-filtering, but they not only provide a massive amount of bioconversion, but they also improve aeration. Showers can be made using storage totes and other local supplies. Showers and barrels may be installed remotely for aesthetic purposes.



I have one shower unit that sits next to my pond that “costs” 148 watts or about 25 cents a day to run. It pumps well over 100,000 gallons of water per day over the media. That is very cost effective!

Your fish may have grown, or the pond lacked nitrification capacity to begin with. In addition, Mother Nature frequently throws us a curve ball. All of these are reasons to consider adding more “bio-filtration” to your fish's environment. There are many great build threads and videos on the internet to help you get project ideas. I am happy to talk with people about this topic but everyone's pond is different, and many solutions are unique.

May 2026



Upcoming POND SIDE Presentations Members Only!

Dates TBA Noon EDT
Check the website often!

- **Alistair Marks – Anoxic Update**
And other news from Scotland!
- **Bill Layman – Show Walk-thru**
See the gorgeous Koi!

<https://koiorganisationinternational.org/pondside-membership-perk>

Individual Members sent Zoom link,
Club Members – see your K.O.I. Club Rep


K.O.I. CLUBS



- Upcoming Club Rep Meeting – June 6
- Article Library – Use as Many as you Want!
 - For Designated Reps and Newsletter Editors
- Unlimited K.O.I. CKK Scholarships
- FREE Presentation
- ½ Price Group Classes

Is YOUR Club a K.O.I. Member Club?

<https://koiorganisationinternational.org/product/club-membership>



HOW MUCH BAKING SODA...
do you need to raise KH in 1000 gallons by 72 ppm?

It's in your GUIDE!

Pages entitled: "Water Conditioners"
Learn More!

Become a Member, and get The GUIDE!

- Printed on Waterproof Paper!
- Extra Waterproof pages to add your own pond info!

<https://koiorganisationinternational.org/koi-memberships>



TIPOF THE MONTH

Avoid a pH Crash

Keep KH > 100 ppm

Did you know that 200-300 ppm is OK for your Koi?



WANT TO LEARN MORE? Take a Course!

<https://koiorganisationinternational.org/courses>

INLAND KOI

Quality Japanese Koi
& Pond Supply



Importers of high quality
Japanese koi.
Complete line of koi &
pond supplies.

Check out our New
Arrivals page
Shop our Featured
Products
Research all of your
Koi Questions

18122 Mt. Washington St.
Fountain Valley CA 92708

Winter Hours:
Daily 10:30am-5:00pm
Monday - Saturday.



Phone: (714) 438-0087
Website: www.inlandkoi.com
E-mail: inlandkoi@inlandkoi.com

THE BEST QUALITY
Japanese Koi
AT A REASONABLE PRICE!


Closed on Sundays




Thank you to **Chien Lee**
of **Nijikawa USA** and to
Iva Gaglione of **Ultra**
Balance for supplying the
Inland Koi Society with a
supply of nutritional koi
food for its rehoming
program!!!





Thank You!!!





INLAND KOI SOCIETY
5198 ARLINGTON AVE., #146
RIVERSIDE, CA 92504

Return Service Requested



Visit Our Website: www.inlandkoiociety.org