


The Inland Koi Connection



THE OFFICIAL
NEWSLETTER
OF IKS
ISSUE 147
MAY 2008


10th KOI POND GARDEN TOUR

Sunday
June 1, 2008
10AM - 4PM



Presented by
INLAND KOI SOCIETY
Associated Koi Clubs of America





Hello Everyone,
 Larry and Debby Leverett opened their beautiful home, gardens and pond to over 70 IKS members and guests for our April general meeting, which proved to be a very full afternoon. Larry gave an interesting, detailed talk about his new pond, its history, construction, and operation. Larry was very clear that he closely followed the AKCA standards for pond construction when designing his magnificent new pond. And, it's worth mentioning that his jumbo

koi seem happy to be out of their 400-gallon hot tub. Larry and Debby contribute so much, not only to our club but to the koi hobby in general. I am grateful to have them, and each of you, as members of the IKS.

The Kelly Houston Koi Person of the Year and Koi of the Year winners were chosen. Congratulations to Theo and Jeanne Zoetemelk, this year's winners of the Koi Person of the Year Award. Over the past 11 years, Theo and Jeanne have contributed to the club and its members in many ways, including helping new pond owners, generously donating koi to the auction and to individuals, providing the paper goods for our pot lucks, and coordinating the banquet meals after our pond tours. Theo and Jeanne will be recognized for their accomplishment at the AKCA Seminar where they will be given a plaque. IKS will award them \$250.00 in prize money to help them cover the expenses of their trip. Dorothy Lynaugh and Tom Ross were also nominated.

And congratulations also go to Tom and Cindy Graham and their beautiful Kujaku, chosen Koi of Year. A photo of the Kujaku, just two years old and 17" long, will be entered in the AKCA Koi of the Year contest at the Seminar in June. I want to express my appreciation to all the individuals who submitted koi photos this year; we had an awesome response, with 11 koi to choose from.

Jack Chapman, visiting us from Koi Club of San Diego, delivered a passionate talk about water quality. He focused on why good water quality is important and identified practical ways to improve it.

Pond Tour will be here in just a few weeks and I want to thank personally the homeowners and volunteers, the Pond Tour Committee, and this year's Pond Tour Chairman, Mark Krakower, for their time and commitment to this event. Months of planning, coordination, and hard work will come together on Sunday, June 1st as six Corona/Norco ponds and gardens will be featured on our 10th Pond Tour. Please invite your family, friends, and people who show interest in the hobby to spend the day with us. This year, the committee has decided to donate the majority of the tour profits to animal shelters in the Corona/Norco area.

On a personal note I want to acknowledge and thank IKS members Marc and Lucille Chacon of the Master Gardeners, and Bob Walters of 2-Koi Guys, for helping me prepare my pond and gardens for this year's tour.

Wishing all the MOMS out there a belated Happy Mothers Day! Hope to see everyone at the Pond Tour. Enjoy the hobby; I wish all of you healthy ponds and fish.

Warmest Regards,

Gene
 Gene Maingot, IKS President

BOARD of DIRECTORS Inland Koi Society 2008		<i>Inside this issue</i>	
<u>PRESIDENT:</u> GENE MAINGOT (951) 272-4450 gomaingo@sbcglobal.net		•Oval Pond	2
<u>VICE PRESIDENT:</u> MARK KRAKOWER (951) 371-2223 kraktronix@sbcglobal.net		•Board Members	
<u>SECRETARY:</u> ZUMA ROSS (951) 354-6444 zumaross@charter.net		•Help Line	
<u>TREASURER:</u> NICK MILFELD (951) 780-7395 milfeld@msn.com		•Ponds on Tour	3
<u>NEWSLETTER EDITOR:</u> DEBBY LEVERETT (951) 781-3887 jenniferd11950@hotmail.com		•Committee	
<u>DIRECTOR: Web Liaison</u> MARY LEEVER (909) 862-3028 mary@leeverelectronics.com		•Preview	
<u>DIRECTOR:</u> KELLY HOUSTON (909) 885-2503 vpkelly@earthlink.net		•Support Sponsors	4/5
<u>DIRECTOR:</u> JACK MARRIN (909)792-3603 jack@marrin.com		•April Meeting	
<u>DIRECTOR: Member Database</u> TOM ROSS (951) 354-6444 tomzuma@charter.net		•Koi Person / Koi	
<u>DIRECTOR:</u> TOM WRIGHT (951) 637-5479 rookiekoiguy@earthlink.net		•Advertising Rate	6/7
<u>DIRECTOR:</u> DENNIS LYNAUGH (951) 780-0123 dlynaugh@pacbell.net		•New Pond	
<u>DIRECTOR:</u> ED KUSHNER (951)520-0092 edkushner@msn.com		•Pond Tour Map Names / Addresses	
HELP LINE		•Continued Notes	8
• KOI DISEASE: <i>Certified KHA</i>	TOM ROSS	•Quality Care	
• INFORMATION:	JACK MARRIN	•Free Koi	
• LIBRARIAN: <i>Books, Videos</i>	TEE WRIGHT	•W. Lim Corporation	9/10
• MEETING SITES:	KELLY HOUSTON	•Harrison Koi Farm	
• MEMBERSHIP:	TEE WRIGHT	•Sale / Geisha Girl	
• NEWSLETTER ADS:	DEBBY LEVERETT	•Welcome / Tategoi	11/12
• PLUMBING or FILTERS:	BOB WALTERS	•AKCA Seminar	
• WEB PAGE MANAGER:	MARY LEEVER	•Inland Koi	
		•Calendar / Events	13/14
		•Photographs	
		•FYI	
References			



GENE & CECILIA MAINGOT - POND #2 - CORONA



ED KUSHNER & LINDA VANORE - POND #1 - CORONA



MIKE & MICKIE BROOKS - POND #3 - CORONA



PREVIEW OF SIX PONDS ON THE TOUR

And see the dedicated volunteer member's in IKS working on the Committee of the 2008 IKS Pond Tour...



JOHN CRESS & MARCIA SEALS - POND #4 - CORONA



MARK & FRAN KRAKOWER - POND #5 - CORONA



TIM & PANSY LAW - POND #6 - NORCO




CHAIRMAN: Mark Krakower **2008 POND TOUR COMMITTEE:** Orville Hanson, Kelly Houston, Ed Kushner, Mary Leever, Larry Leverett, Dennis Lynaugh, Gene Maingot, Jack Marrin, Nick & Peggy Milfeld, Tom & Zuma Ross, Tom Wright, Jeannie & Theo Zoetemelk.

THE PRINTING CONNECTIONS SUPERIOR WORK IS APPRECIATED BY THE INLAND KOI SOCIETY / THE INLAND KOI CONNECTION. THANK YOU!




JACK CORDS
 11800 Sterling Ave., Suite G
 Riverside, CA 92503
 printingcolor@yahoo.com
 www.printingconnection.net
 800.491.1964
 951.351.9437
 Fax 951.351.4574


WELCOME 2 KOI GUYS! MAY WE CELEBRATE MANY YEARS TOGETHER!
 THE NEWSLETTER OF IKS, THE INLAND KOI CONNECTION.

- ◆ Koi Pond Filtration
- ◆ Installations and Modifications
- ◆ Your UV Lamp Source
- ◆ Contractors Lic. #716692

Robert Walters ~ 951 205-1212
Scott Zehm ~ 951 237-2508

THE IKS REALLY APPRECIATES LAGUNA KOI PONDS ADVERTISEMENT RENEWAL IN THE INLAND KOI CONNECTION FOR 2008!



LAGUNA KOI PONDS

Ben Plonski
 Phone (949) 494-5107
 20452 Laguna Canyon Road, Laguna Beach, CA 92651
 bplonski@lagunakoi.com Fax (949) 494-1679

IKS THANKS MOSS BROS. DODGE RIVERSIDE FOR THE RENEWAL OF THEIR ADVERTISEMENT IN THE YEAR 2008 AND CONTINUED SUPPORT!




8151 Auto Drive • Riverside, CA 92504-4190
 (951) 688-6200 Ext. 1160 • 1-800-BOSS-MOSS • Fax (951) 688-8314
 www.mossbrosdodge Riv.com

"At Moss... You're The Boss!"

IKS THANKS JIM & DEBI THOMPSON, WATERSCAPE DESIGNS, FOR THE RENEWAL OF YOUR ADVERTISEMENT & SUPPORT IN 2008.




909-981-1731
 www.thepondexperts.com

Jim Thompson
Debi Thompson
 Contr. Lic #824893

1088 W. 9th Street • Upland, CA 91786
Specializing in Koi Ponds, Filtration Systems & Watergardens
DESIGN • CONSTRUCTION • RETAIL EQUIPMENT & SUPPLIES

WELCOME THE NEWEST ADVERTISER IN THE INLAND KOI CONNECTION BY GIVING A CALL TO LEO'S CONSTRUCTION. YOU WILL BE PLEASED.



Leo's Construction



Driveways • Universal Flagstone • Block Wall
 Brick • Ponds • Waterfalls

LEO PALOMARES (626) 960-6157

2008 IKS GENERAL MEETING ~ APRIL 27, 2008 ~ RIVERSIDE, CA

A sunny, warm and humid afternoon; a beautiful garden and spectacular pond, with fish swimming happily; more than 70 people in the yard, including many guests; food plentiful and good...a perfect day! Gene welcomed everyone to the meeting and then asked Larry to talk about his new pond.

Larry indicated his fish had survived in an old spa for 10 years. Quite large, they appear to break the rules of water volume vs. growth; the secret was constant water changes. He described constructing the new concrete pond: he dug most of the hole and installed one ton of rebar. Larry gave special thanks to Theo Zoetemelk and William Lim for their help. The day of the pour, there were IKS members, neighbors, Larry, and the concrete guys, Leo and Sergio Palo-mares. The "rock" surround and waterfalls were constructed by the Palomares brothers. The pond uses a vortex pre-filter and an EZR biological filtering system from W. Lim. The finished pond, with all the filters, holds 4400 gallons: Larry metered the volume so he'd know for future treatments.

Gene welcomed our visitors, ACKA Judge Pam Spindola, George and Mercedes Hsu, William Lim and his children, Linda Pluth, Kelly Houston's brother Mike, and Heather Livings, as well as our guest speaker, Jack Chapman. He also greeted a number of members we haven't seen for a while, including Bob and Cheryl Alkema, Terry and Koren Harrison, Betty Nash and Nancy Tirio, and Marjorie Hall, who returned after a long illness. My theory is that everyone was anxious to see the new pond and pay tribute to Larry and Debby, two very active longtime members: Larry is past chairman of AKCA; Debby is our hardworking, talented newsletter editor.

POND TOUR UPDATE: Chairman Mark Krakower said planning is on schedule for the June 1 pond tour, but the historical residence has cancelled due to a schedule conflict, and one other pond dropped out. The next committee meeting is May 7. Zuma Ross modeled one of the tour T-shirts, which were given after the meeting to the tour volunteers present. They are also available for purchase for \$20 (2x-3x slightly higher.)

KOI PERSON and KOI of the YEAR: There were three nominations for Koi Person of the Year: Tom Ross, our KHA; Dorothy Lynaugh, former secretary; and Theo and Jeannie Zoetemelk, for their longtime contributions. Members voted, and Theo and Jeannie were selected; they will receive a cash award if they attend the AKCA Seminar in Jacksonville for recognition there.



Members brought eleven koi photographs to be voted on. The winning fish was a very nice Kujaku owned by Cindy Graham; it will be entered in the AKCA Koi of the Year competition in Florida.



Speaker Jack Chapman talked about pollution and its effects on fish health and growth. He also analyzed water samples from members' ponds for ORP, or Oxygen Reduction Potential, which is another way of describing how much organic material is in the water. He was interesting and very dynamic as usual; see more details from his presentation on the bottom of this page (Pollution, Water Quality & Koi Health) and continued on page 8 of this month's newsletter.

Mary Leever and Larry Leverett called the raffle and, before the meeting ended, Larry was asked about the story of the turkey and the bathtub. He answered that Christmas 2006 came in the middle of their kitchen remodel; with 35 people coming for dinner and no kitchen sink, he washed and prepped two turkeys in the upstairs bathtub! I think everyone will agree that both the house remodel and the pond construction turned out beautifully.

Continued On Page 8...

ARE YOU PLANNING A NEW POND?

Have your fish been in temp tanks long enough to grow up and spawn? Is your spouse tired of looking at a big hole in her garden? Or do you just need help with concrete or block work?

A few months ago my answer to the above was yes in every case. We had started a new pond in our back yard nearly three years ago, and the project had bogged down for many reasons. We had dug the hole, blocked the edge, installed the liner, and laid some plumbing; but it was not...quite...right. I pondered and redesigned things and the months went by as our fish grew in their temp tanks. Soon I was getting "the look" from Zuma whenever the project was mentioned.

We realized that we really enjoyed seeing our fish on our patio, but the tanks were not very attractive. So when Larry Leverett told me about the crew that helped build his new pond (the same guys who helped Theo Zoetemelk with his), I had the idea of building a formal concrete pond on our patio. Theo asked Leo Palomares to come out and look at my proposal; we agreed, and two months later we have a 3200-gallon concrete pond where we can see it all the time. Leo and his helpers did all the excavation (including three days of jack-hammering granite), the block and tile work, and troweled the interior. I made a few sketches, but most of the design was

done as we went (often based on what parts were available), plus I bought and installed the "mechanicals."

This pond now provides a nice home for a dozen of our best fish. But there was still a large hole in the back yard and a bunch more fish waiting for a home. Leo and his crew build swimming pools during the week, and have a lot of experience with concrete and moving big rocks. They had never worked on a liner pond project, but were willing to learn, so we decided to ask them to help revise and finish ours.

Leo and his brother Sergio helped pull back the liner and reduced the depth a bit for safety, as it is not completely visible from the house. Then we installed a settling chamber, added two bottom drains, and revised most of the plumbing. The top block was laid, we moved a couple of boulders and they completed the rock work. Altogether, we had the crew (usually three, some days two) for ten days on the patio pond and three days for the garden pond. Of course, I worked a lot more days than that, but it gives you an idea how efficient they were. The patio pond turned out to be practically carved from granite!


We are really pleased with both ponds, and so are our fish. If you need similar help—or just a bit of concrete slab—please see their ad in this issue. And you'll see their work this fall when we host a meeting.

Tom Ross



PATIO POND

GARDEN POND



Approximately 160 color copies are printed of the Inland Koi Connection and mailed eleven times per year.

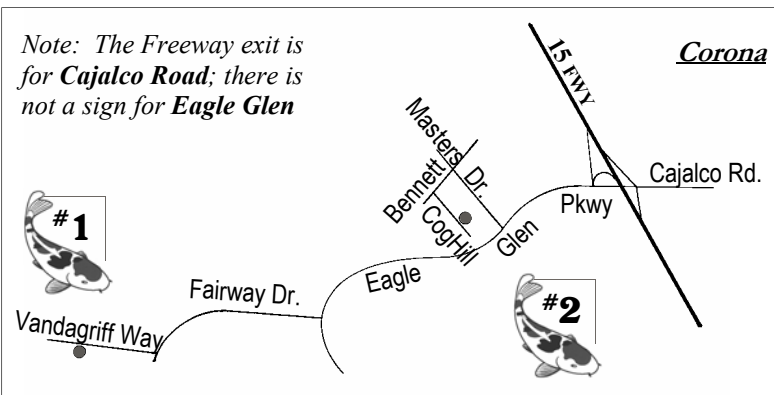
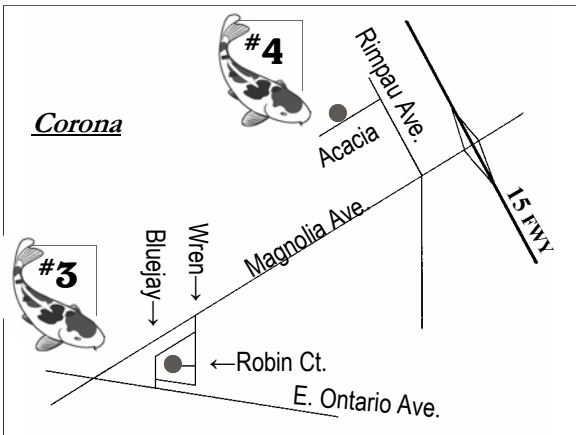
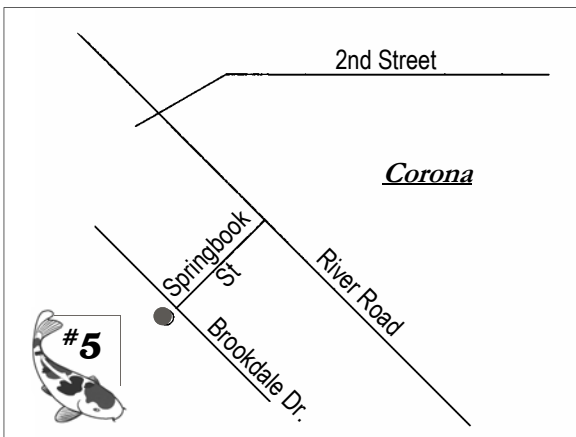
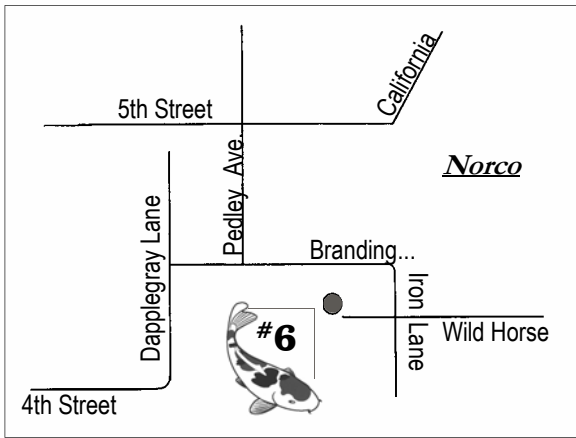
Please submit clean art work on a CD and mail "Attn: Debby" to Inland Koi Society, 5198 Arlington Ave., #146, Riverside CA 92504. Or submit your preferred ad by e-mailing a JPEG format or PDF copy to Debby Leverett at JENNIFERDL1950@HOTMAIL.COM. Payment should be mailed to the Riverside address above.

Advertisers also receive complimentary ad space on our website: www.inlandkoi.org. Contact Nick Milfeld, IKS Treasurer at 951 780-7395 or Debby Leverett, IKS Newsletter Editor at 951 781-3887 for additional information or questions you may have. Thank you.

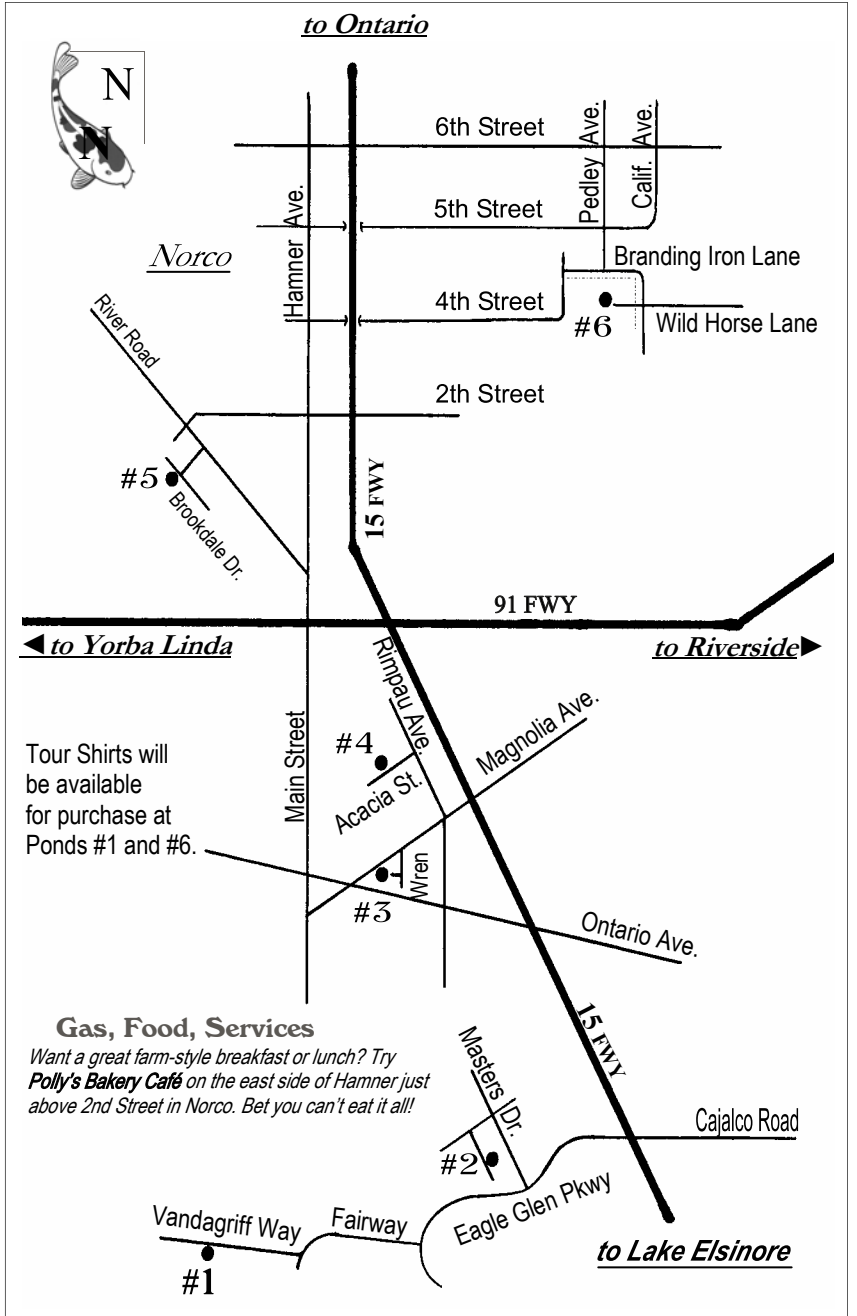
Advertising Rates for the Year 2008

BUSINESS CARD ————— \$100	QUARTER-PAGE DISPLAY ————— \$140
HALF-PAGE DISPLAY ————— \$275	FULL-PAGE DISPLAY ————— \$550

Inland Koi Society Koi Pond Tour 2008



Note: The Freeway exit is for **Cajalco Road**; there is not a sign for **Eagle Glen**



- #1** — 1556 Vandagriff Way, Corona - Kushner
- #2** — 2105 Cog Hill Dr., Corona - Maingot
- #3** — 600 Robin Court, Corona - Brooks
- #4** — 1129 Acacia St., Corona - Cress
- #5** — 1494 Brookdale Dr., Corona - Krakower
- #6** — 479 Wild Horse Lane, Norco - Law

...Continued From Page 5 - April General Meeting Minutes / Jack Chapman Speaking

POLLUTION, WATER QUALITY & KOI HEALTH

Pollution is nitrogenous waste (fish poop and other debris), ammonia, nitrite, and nitrate. Dissolved organic compounds (DOCs) are protein, the white scum or foam on a pond's surface; they cause gill irritation, support bad bacteria and parasites, and are the byproduct of all the life in the pond. Suspended solids, measured in turbidity or cloudiness of the water, cause gill irritation and stress, reduce oxygen and increase the ammonia load, and will slow fish growth.

Jack frequently does gill snips as part of his examination of fish and has seen a lot of gill damage and hyperplasia in Southern California koi. Stuff on the gills decreases the efficiency of breathing. The epithelial (surface) cells show increased growth, white blood cells are present in above normal amounts, and a lot of mucus is present—these are signs of gill irritation and damage.

Readings from an ORP meter give a general indication of how much organic pollution is in the water. The higher the ORP reading, the less pollution is in the water.

- ORP readings of 150 or below usually indicate a pond with algae and slime; significant improvement in water quality is needed to avoid damage to the fish.
- Readings of 200-250 indicate okay fish health. String algae may be present at this level, but it can be killed by allowing the area to dry out, spraying hydrogen peroxide on it, and adding salt to a concentration of 0.5%.
- Readings of 250-400 indicate water quality that is good to superb; this supports good fish health and best growth.

When Jack tested members' water samples, the ORP readings ranged from 131 to 225; most were above 150. All of them needed a little tweaking to optimize the fish's health and growth, and all the samples were a little high in organics.

Southern California water is very hard, with a lot of dissolved solids, calcium and other minerals; tds (total dissolved solids) levels are frequently of 200-400 ppm (parts per million). In Japan, the water is very soft, with tds around 50, being mainly rainwater runoff and snow-melt water. Koi benefit somewhat from our hard water: the whites and the blacks are better, but reds suffer.

**HOW TO RAISE ORP READINGS,
OR HOW TO REDUCE THE POLLUTION**

1. Speed up the water flow rate and the filtration rate.
2. Increase aeration with air pumps, waterfalls, showers, other aeration devices.
3. Use a pre-filter, and then clean out the pre-filter and the filter on a regular basis.
4. Adjust water temperature: cooler water holds more oxygen. Provide shade if possible.
5. Adjust fish load: do you have too many? Remember the 200- and 500-gallons-per-fish figures mentioned previously.
6. Feed only what is consumed within five minutes at each feeding.
7. Schedule regular maintenance of filters and UV lights; keep a log. UV light bulbs should be changed annually; most likely they will not be burned out, but their output drops to a less than useful rate.
8. Add bio capacity, whether more mats in the pre-filter, or more capacity in the bead filter, in a settling chamber, or in the pond.
9. Eliminate dead zones, whether areas in the pond where water circulation is not as good as it should be, or areas on the bottom where stuff accumulates.
10. Use Potassium Permanganate or ozone to reduce organics.
11. Increase water changes: a small change every time you do filter maintenance is recommended, but if you change too much water at one time, or use too many chemicals, you can stress your fish.

Respectfully reported by Zuma Ross, IKS Secretary

*Editor's Note** What an incredible job of reporting all our Guest Speaker talked about. Thank you, Zuma!

And thank you, Jack Chapman, for sharing your incredible wisdom!



The February 24th general meeting was held at Joe and Anita Acevedo's home in Perris and they were donating fry to any one who would take them. It has been three months and Joe said he still has so many little fry, you can't even tell his quarantine tank has *less* fish. So, if there are members who would like some free baby koi, he will be glad to give you some. Just give them a call to arrange a time compatible for both of you to get together. (951) 532-5169

NOTICE FROM THE AKCA

Please notify your club members of our new rules when ordering from the AKCA Bookstore or AKCA Seminar Registration at www.akca.org. In order for AKCA to prevent spam orders, the first time you order from this website you will need to register with the AKCA website first. To register look just above the calendar on the left margin of the front page of the website and click on Register. Once you register, you will receive an email verifying your registration with the AKCA website and will then be able to order from the AKCA Bookstore or AKCA Seminar Registration from then on. You only need to go thru the registration process one time.

Doug Dahl, AKCA CFO

SALE

- ◆ 20,000-Gal Aqua Bead filter. New \$1800, will sacrifice at \$500.
- ◆ 50 Mil. Pond Liner, 16' by 24' \$300. Attached to the center is a bottom drain, air induction combination.

ALL IN GOOD CONDITION!

Contact Jim Hearn at (951) 775 -3927

A Geisha's Journey

Sunday, May 25


Promenade Playhouse & Conservatory,
1404 Third Street Promenade, Santa
Monica, CA 90401

Session A: 3:00pm (Doors Open 2:45pm)

Session B: 4:45pm (Doors Open 4:30pm)


Admission \$120, Advance online purchase \$100

For more information please visit www.hannari.info or email to ageishasjourney@geishamodern.com



A Geisha's Journey is a book featuring *Komomo*. Komomo grew up in Japan, Mexico, and China before becoming a geisha's apprentice or *Maiko* in 2000. She became a full-fledged *geiko* as Geisha are known in Kyoto. Performance by Komomo and Slide Show by photographer, Naoyuki Oginoand. Sake Tasting, Shamisen, Zashiki Games and Conversation with Komomo. A copy of A Geisha's Journey, signed by the photographer and with a special Komomo sticker is included. Light refreshments will be served.

(951) 369-9998



HARRISON'S
KOI
FARM

POND KOI - SHOW QUALITY KOI

2000 KOI on display from 3" to 30"

Specializing in hard to find varieties

- KOI FOOD
- SUPPLIES
- EQUIPMENT
- CONSULTATION



Terry & Koren Harrison
5580 / 5582 Rio Road
Riverside, CA 92509

W. Lim Corporation
 11095 Inland Avenue
 Mira Loma, CA 91752
 Tel (951) 360-7878 Fax (951) 360-1166



DRAGON Series

Industrial Baldor Motor
 custom built for
 W. Lim Corporation



.44/.43 DIA.
 ON Ø7.12 B.C.



Model Shown: Dragon 1/3 HP

Thank you W. Lim Corporation for your strong support of the Inland Koi Society with your yearly advertisement in the Inland Koi Connection. You are appreciated! 2008

TATEGOI AGAIN!

Article courtesy of *Koi Nations* / by Peter Waddington

The word 'TATEGOI' cannot be found in any Japanese dictionary; it is a word only known today by those in the Koi hobby. Japanese 'outsiders' to the Koi hobby have no idea as to the meaning of the word and would look blankly if the word came up in general conversation. To those involved in the Koi hobby, however, it is the single most important word in Nishikigoi and translates roughly as 'Koi which will become good' or 'Koi which will become better.' It is also a relatively 'new' word, first used in the mid 1960's by a few breeders of Niigata Nishikigoi. To fully appreciate the meaning of the word, one must go back in time to the age before the word was invented, to times before the first vinyl bags came onto the Nishikigoi scene. To further understand this, let us go back to the very early 1960's and try to understand the Nishikigoi business as it was then.

In the early 1960's, Niigata was the only real area where Nishikigoi could be found in any real numbers; although a few breeders were starting to produce some Koi in other areas, they were nowhere near as prolific as the breeders of Niigata. Hiroshima, Nagoya, Shikoku, Saitama, Shizuoka and Isawa spring to mind here, but way back in the early 1960's Niigata was the only area where a real abundance of Nishikigoi could be found after the October harvests. Very little culling was carried out in those times and only deformed Koi were discarded. In those days Niigata was very inaccessible to those traveling from other parts of Japan as there were none of the luxuries of Niigata today which is now served by Shinkansen (bullet trains) and a major freeway. Instead one had to drive by car, winding upwards on narrow roads over great mountain ranges, and a drive from Tokyo to Ojiya could take some eight hours to complete. Because of this inconvenience, few Japanese Koi hobbyists visited the area themselves and instead bought their Nishikigoi from dealers who had made the pilgrimage to Niigata to purchase stocks for re-sale and returned them to their facilities in other parts of Japan. As

to the dealers themselves, many originally visited Niigata just to purchase small, salted carp fingerlings bred by the Niigata breeders as a delicacy for the table, and it was only through seeing Nishikigoi being bred in the area that they decided perhaps they could transport some back alive to their locality to see if they could be sold to local people with garden ponds to join their goldfish.

In those early times, carp dealers found themselves hopelessly lost in the Yamakoshi mountains on many occasions. Roads today are narrow and twisted; back then they were little more than mud tracks! It was common in those days for a dealer to buy the total production of a particular farm on a regular yearly basis, and the farm would not sell to another dealer until their regular dealer had visited them first. The carp dealers would stay overnight at the breeder's house before loading the Koi the next morning, then make the long journey back to their homes in different areas of Japan. The Nishikigoi were then put on display and sold to the new generation of 'Koi collectors' who cared for them in their garden ponds. Transportation from Niigata to other areas of Japan was by a very early version of the zip-top oxygenated containers widely used today; these early containers were made from wood.

WELCOME


NEW MEMBERS	CITY	JOINED
RICHARD DENISON	LAKE ELSINORE	02 - 08
ANTHONY & KAILEEN SPATOLA	RIVERSIDE	04 - 08
DIANA & ALICIA REID	RIVERSIDE	03 - 08

IKS HOPES YOU ENJOY A FUN AND INFORMATIVE ASSOCIATION WITH OUR CLUB! FOR EXTRA HELP, QUESTIONS, OR INFORMATION, BE SURE TO REFER TO THE 'HELP LINE' ON PAGE TWO.



27TH ANNUAL SEMINAR JUNE 26-29, 2008

Begin your summer vacation in Jacksonville
Where Florida Begins.



Hyatt Regency Jacksonville
(904) 588-1234
www.jacksonville.hyatt.com



Hosted by the North Florida Koi Club
www.nkcc.info
contact Jan Brown (904) 269-2504
davisbrown1@juno.com

- KHA FILES -
EMAIL FROM A LONGTIME KOI KEEPER

Q: Tom: What causes foam to form on the surface of your pond, and what can you do about it? I didn't have the foam until I recently replaced most of the open cell foam medium in my filter. Thanks, Bob E.

A: Dear Bob: Foam is actually excess organic material, also known as DOCs or dissolved organic compounds. They are found in fish waste; plus, the new filter media may have held some plasticizers that contributed, and the bacteria that normally consume these substances are not up to speed yet. These are sludge-eating bacteria such as those found in septic tanks. If the DOCs build up too much, they will encourage the growth of bacteria that are harmful to the fish, such as *Aeromonas*.

There are several ways to deal with this. Water changes are the most direct, if not most effective, method, since the DOCs collect on the surface. If you can overflow your pond safely, it works better.

Small additions of septic tank bacteria can help (Terry Harrison sells this). Some folks install foam fractionators to remove it, and others use small doses of Potassium Permanganate (at 0.5 ppm). If your pond has a skimmer, foam tends to collect there and you can usually dip or drain it out.

I have noticed some foam and a generally oily surface on our two new ponds, some of which I blame on the new food I'm using, a mix that includes Saki-Hikari and a high-fat-and-protein marine pellet. Too much fat ends up making foam. In my old small tanks I would use PP to clear the DOCs, but I am just dipping the worst out by hand for now until the new filters are 100%. And finally, our garden pond is under three big sycamore trees, and the prefilter can't stop the thread-like seeds that end up adding organics as they decay.

In your case, I would try some sludge bacteria and mechanical "harvesting." The filtration should catch up eventually. If you would like more info on Potassium Permanganate use, let me know.

Cheers, Tom Ross

4337 Ardsley Court, Riverside, CA 92505

Store Hours: Mon-Sat 10:00 - 5:00

Sun 10:00 - 4:00

INLAND KOI

Quality Japanese Koi
& Pond Supply



Importer of high quality Japanese koi fish.
Complete line of koi & pond supplies.

Phone: (951) 352-5128

Email: inlandkoi@inlandkoi.com

**INLAND KOI SOCIETY
PROGRAM PLANNING CALENDAR 2008**

REGULAR MTG 4th Sunday	HOSTS Address	PROPOSED PROGRAM Speakers	BOARD Wed. after Mtg
June 1 <i>Will take the place of the <u>May General Meeting.</u></i>	IKS Pond Garden Tour - Seven ponds in the Corona-Norco area. Mark Krakower, Chairman	May 29th Pond Tour Committee & Team Leaders <u>final meet</u> at the business of Scott-Marrin ,6531 Box Springs Blvd, Riverside to pick up Pond Tour supplies.	June 4 Pond Tour follow-up & regular Business Meeting.
June 22	To be announced We just need a yard?	Pending	June 25
July 27	To be announced Any volunteers to host a meeting?	IKS Club Panel - Members questions with informative round-table answers.	July 30
August 24	Pat & Jerry Mall 43024 Via Las Rocas Temecula 92590 (951) 506-4814	Shawn DeBrosky of Mystic Koi - Topic to be determined	August 27
September 28	Pending: T. & Z. Ross		Oct. 1
October 26	Pending: Bus Tour		Oct. 29
November 23 <i>Thanksgiving 11/27</i>	Mac & Jill McClain 16130 Red Pony Lane, Riverside, 92504 (951) 398-7048		Nov. 26?

FYI: If you can get on the Internet, check out other CA Koi Clubs' websites & newsletters where lots of information is shared. Experience their knowledge of koi.

Camellia Koi Club - Sacramento	www.camelliakoi.org
High Desert Koi Fanciers	www.hdkoifanciers.com
Orange County	www.nishikikoiclub.com
Nishiki Koi Club - Orange County	www.nishikikoiclub.com
Koi Club of San Diego	www.koiclubsandiego.org
San Francisco Bay Area Koi Club	www.sfbakc.org
Santa Clara Valley Koi & Watergarden Club	www.sckoi.com
Ventura County Koi Society	www.vcnet.com
Zen Nippon Airinkai - So Cal Chapter	www.home.earthlink.net



2008 **Coming Events**

MAY	18	SHERMAN LIBRARY & GARDENS 12TH ANNUAL SPRING GARDEN TOUR ~The Volunteer Association will host its twelfth annual tour of five private gardens in Corona del Mar and Newport Beach. Tickets may be purchased, after April 1st, for \$30 in the Gift Shop or by phone at (949) 673-2261. Day of the tour tickets are \$35.
	25	NO IKS GENERAL MEETING & POTLUCK ~ NONE. For further information contact Kelly Houston at (909) 885-2503
	26	MEMORIAL DAY OBSERVED ~Traditional Memorial Day is May 30th
	29	IMPORTANT: HOME OWNERS & TEAM LEADERS ~ Final meet at 7:00 pm to pick up Pond Tour supplies at the business of Scott-Marrin ,6531 Box Springs Blvd, Riverside - (951) 371-2223

JUNE	01	IKS 2008 POND/GARDEN TOUR ~ See page 3 and find map on page 7. For more information call Mark Krakower - (951) 371-2223
	13	AKCA BOARD MEETING ~ 7pm / 529 E. Blueridge Ave Orange, CA 92867 / Call Larry Leverett at (951)781-3887 for more information.
	14 to 7-6	SAN DIEGO COUNTY FAIR ~ Del Mar, CA / Since 1938, the county fair has featured a midway, exhibits, carnival rides for all ages, flower and garden shows, art in all media, gem and minerals / (858) 755-1161 http://www.sdfair.com/fair
	15	FATHERS DAY ~ You know... fathers just have a way of putting everything together. -Erika Cosby
	22	IKS GENERAL MEETING & POTLUCK ~ 2-5 pm. For more info, contact Kelly Houston (909) 885-2503.
	25	IKS BUSINESS MEETING ~ 7 pm / <i>All members of IKS welcome!</i> 6531 Box Springs Blvd, Riverside / Gene Maingot at (951) 272-4450.
	26-29	27 AKCA SEMINAR ~ Jacksonville, Florida / North Florida Koi Club. Includes a Trade Show, lectures, tours of the area, and a Pond Tour. Jan Brown 904 269-2504 / davisbrown1@juno.com

**31st Anniversary of the Lotus Festival
July 11 - 13**

Friday, July 11, 5:00 - 9:00 pm / Saturday, July 12 - 12 noon to 9:00 pm / Sunday, July 13 - 12 noon to 8:30 pm (Dates coincide with the anticipated blooming of the Lotus Flower) Echo Park Lake in LA, CA is located on Park Ave between Glendale Ave and Echo Park Blvd, just north of the Hollywood (101) & Pasadena (110) fwy junction, near Dodger Stadium.

WWW.LAPARKS.ORG/GRIFMET/LOTUS.HTM

JUNE 1, 2008
Inland Koi Society's
10th
Koi Garden Tour.
We could use some
volunteer club members
to sign in visitors...
Call Kelly @ (909) 885-2503



Spring 2008 Mystic Koi and Water Gardens Koi Buying Trip
April 7th - We're off once again for our semi-annual pilgrimage to Japan. Shawn will be in Niigata to visit many of his favorite koi breeders, and then will be heading down south to once again visit Omosako of Hiroshima. Check our site for photographs and a trip summary later this month. <http://www.mystickoi.com>




Take care not to strip the protective slime from your fish if you handle them. This coating helps them resist fungus and bacteria. Take care not to strip the protective slime from your fish if you handle them. This coating helps them resist fungus and bacteria.
Tip by » Koi USA Magazine



INLAND KOI SOCIETY
5198 ARLINGTON AVE., #146
RIVERSIDE, CA 92504

Return Service Requested

Here's a snap from the San Diego Koi Club
May 2, 2008 koi auction



Visit our website: www.inlandkoi.org