

The Inland Koi Connection



**THE OFFICIAL
NEWSLETTER
OF IKS
ISSUE 242
APRIL
2017**

**Koi and Koi Person of the Year
selections at this meeting**



**Our Hosts
Phil & Rachel Hunter
46201 Via Vaquero
Temecula 92590
951.587.0476**

**RSVP requested by 4/20
call Peggy 951.780.7395**

The IKS Board meets monthly, generally on Wednesday evening following the Sunday regular meeting. The meeting begins at 7:00pm and is open to any interested members.

The March 29 meeting was held at the Zoetemelks' in Norco. After inspecting the windmill and the rescue pool, Jeanne served Dutch meatball soup, with crème brûlée for dessert. We discussed April and beyond:

- **A turnout of 40** at the Johnsons' was good, clear weather did it. Felt like we were beating up on Rob, but he wanted to know what to do about so many things. Good location and wonderful space for meeting.
- **Confirmed** future meetings schedule:
 - **April 23** at Hunters' in Temecula; Koi and Koi Person of the Year selections. Hunters will provide sub sandwiches; request a count of how many will attend; bring items to go with the sandwiches.
 - **Reminder** that there will be **NO May 28 meeting** in lieu of the Auction the following weekend, June 3.
 - **June 2**, Friday, 4PM, set-up for Auction at 2550 Adams St., Rvsd.
 - **June 3**, Saturday, 8AM, IKS Koi Auction & Used Equipment Sale.
 - **June 25**, at new member Alex Franco's in Tustin...four ponds!
 - **August 27** at Mark Corser's in Corona, with BBQ.
 - **Sept. 24** field trip to Barstow Koi; arrangements by Tom Wright.
 - Looking for volunteer hosts for other months...call Rob Fales.
- **Rescue:** We have too many for Auction, so will select only the best for sale; Small 500-gallon pond with eight 14-22" koi being shut down; donating koi to club. Will start pre-sorting rescues a week before Auction. Members should separate their salable koi to QT and stop feeding a few days out.
- **Koi Auction June 3, 2017:** Nick & Larry co-chairs. Need more volunteers to sign up, with T-shirt sizes; Norma will handle the reprint of her 2003 shirt designs. Members need to pre-register to sell koi, or let Ed Kushner know how many you will sell. Final Auction meeting will be Sunday, May 21 at 4pm at the Auction site, Milfelds' Nursery.
- **Next Board meeting: to be announced**, six board members will be out of town for regular date. May contact the Fales to question.*

Peggy Milfeld, Secretary Pro tem _ (') _/

*Members wishing to attend a Board mtg. should let the host know.



BOARD OF DIRECTORS

President: **Position Open**

Vice President: **Rob Fales** ~ Mtg Sites & Speakers
951.279.0181 ~ Rob_fales@inlandkoiociety.org

Secretary: **Position Open**

Treasurer: **Nick Milfeld** ~ Membership
951.780.7395 ~ NickMilfeld@inlandkoiociety.org

Newsletter Editor: **Peggy Milfeld**
951.780.7395 ~ PeggyMilfeld@inlandkoiociety.org

Director: **Deanna Fales** ~ Raffles
951.279.0181 ~ Rob_fales@inlandkoiociety.org

Director: **Ed Kushner** ~ Koi Rescue
951.520.0092 ~ edkushner@inlandkoiociety.org

Director: **Linda Kushner** ~
951.520.0092 ~ lindakusner1@gmail.com

Director: **Larry Leverett** ~
951.781.3887 ~ LarryLeverett@inlandkoiociety.org

Director: **Jack Marrin** ~ Info, Club Properties
909.792.3603 ~ jack@marrin.com

Director: **Tom Wright** ~ Koi Health
951.990.5479 ~ TomWright@inlandkoiociety.org

Director: **Theo Zoetemelk**
951.735.9896 ~ theozoet@charter.net

IKS HELP LINE

Koi Health, K.O.I. Rep.: **Spike Cover** ~ 949.855.2371

AKCA Representative ~ **Mac McClain** 951.398.7048

Librarian: Books & Videos listed on IKS web-site
Audrey Rowland ~ 951.233.3671

Database: **Orville Hanson** ~ 951.682.3107

Web Master: **Alecia Everett** ~ ikswebmaster@yahoo.com

Badges: **Jack Marrin** ~ 909.792.3603 ~ jack@marrin.com

Sunshine: **Francine Hoffman** ~ 951.781.8209

• **When calling our volunteers, you might get a recorded message. Please suggest a time when you're home to receive a return call, or when you would like to call back.**

• **Remember that phone advice is given based on your input; the ultimate responsibility for treatment remains with you.**

APRIL HOST PROFILE...

Phil & Rachel Hunter, Temecula


This is a not-to-be-missed meeting! The Hunters have one of our favorite ponds—and properties—to visit: beautiful landscaping, a pond that meets you at the front door, flows through the house (*It was built first, the house was built over it!*) and greets you on the patio, views of the Temecula Valley, and warm hospitality.

Phil is one of our club's koi experts (you'll get that idea when you visit him) and his filtration design was state-of-the-art: three identical systems fed by bottom drains to settling chambers, micro-strainers, moving bed bio-filters, UVs, and heaters to keep the ponds at a constant 65° during Winter. Solar power runs it all, but in 2015 he replaced six of the vortexes with a *ProfiDrum Eco* model 65/40 *rotary drum filter (RDF)* from Bridge Way Koi in Santa Rosa; the remaining three tanks are moving bed bio-filters. He used to spend 3 hours and 3000 gallons of water to clean each system every two weeks—6000 gallons water wasted monthly. Now he does a monthly 1500-gallon water change and the RDF uses about 720 gallons a month for self cleaning, so he saved about 1800 gallons a month, part of a state-mandated 30% water use reduction.

Rachel is the master gardener and rose expert, with about 300 roses in a formal display garden on a plateau overlooking the house. As Phil was saving water in his way, she removed all grass and many of the roses, replacing them with succulents and rocks—NO cactus. The change is impressive, remarkable, beautiful. And the roses should be in full bloom now. Go smell them!

Rachel is providing sub sandwiches for everyone and would like us to bring all the condiments and side dishes to go with them; and desserts. To be able to order the sandwiches, we need a count of how many will attend. **Call Peggy at 951.780.7395** ASAP to say you're coming; [please leave a message](#) if we don't answer. 🐡

Photos, L to R, top to bottom: ¹Pond has been dug, walls and cement slab for house are in. ²Pond has been cemented; house construction begins; behind trucks, temporary 'guest house' is begun. ³Pond in interior courtyard is surrounded by framing. ⁴In finished foyer, step down to feeding pond. ⁵Original filtration room houses nine vortexes under patio deck. ⁶Framed deck has removable panels to give access to room below. ⁷One of the outdoor portions of the pond.

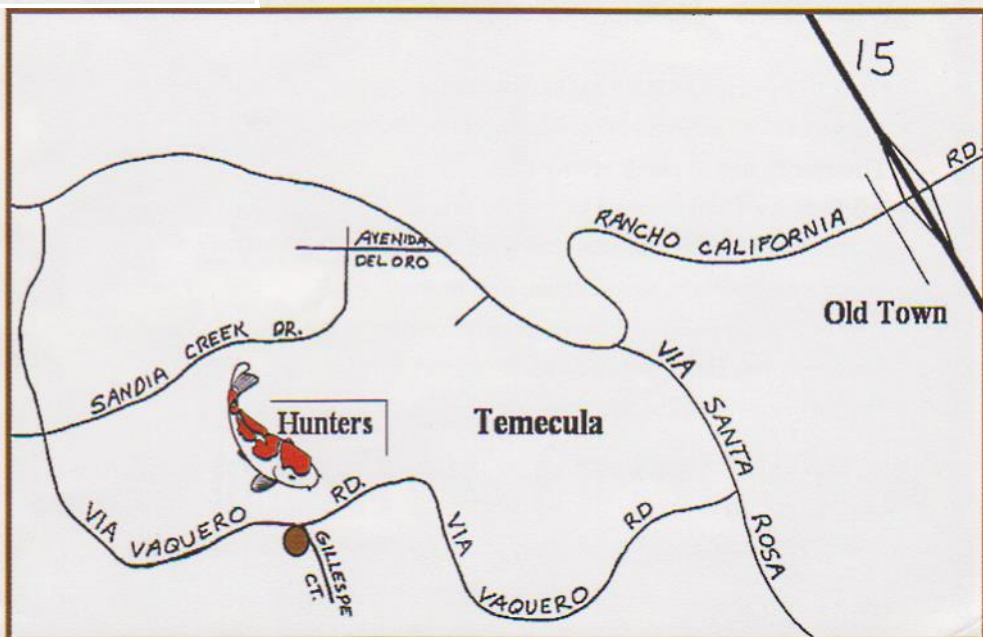


DIRECTIONS:

- › I-15 South & exit on RANCHO CALIFORNIA ROAD, turn right.
- › Go up the hill and make a left on VIA SANTA ROSA.
- › Go approximately 1 mile and make a right on VIA VAQUERO.
- › Stay on VIA VAQUERO for approximately 6 miles.

House is on the left. But, you'll need to turn left on GILLESPE and use the first driveway on the right.

46201 Via Vaquero
(951) 587-0476 / (951) 500-2157



Today's meeting was just plain fun...good humor flowed, from VP Rob's opening joke about a guy fishing for idiots to Theo's final wisecrack on making a marriage last the long term. [*Or was that wisdom? The Zoetemelks celebrated their 51st anniversary at our last meeting, remember?*]



Rob & Renée Johnson were wonderfully prepped for the 40 of us who showed up (including **Alex Franco**, who joined last month at Inland Koi). We set up on the east side of the house so the afternoon sun was blocked by the garage, which was spotless and empty so we could walk through it to the game room where the buffet was set up. There was a handy half-bath off the garage for our use; a couple of EZ-ups added

shade, and a light breeze was refreshing in the surprising heat of the day. Thanks to all who brought yummys—they're half the reason we go to meetings, right?

[*Reminds me of the guy who subconsciously answered the open question, 'Why do you come to Bible study?' with 'Dessert.'* When everyone erupted in laughter, red-faced he asked, 'Did I say that out loud?!']



Rob started by noting March birthdays, including **Steve Nyirady**, **Jack Marrin**, **Bonnie Henry** (married on her birthday 36 years ago!), and **Scott Thomas**. We hoped finally to see Scott again, as his family has been missing a long time while mom, **Shirley Marchant**, has been sick; she called to make sure the Johnsons' home would be wheelchair accessible because she really wanted to see us all again.... And we were dismayed to hear that **Cynthia Fowler** wasn't there because she had fallen at home and has a lumbar compression fracture. *Prayers and good wishes for all!*

Introducing Rob & Renée before their Pond Talk, our Veep told us to listen carefully for we were going to have an open forum with Constructive Critiques of Pond Construction; then he asked Rob to "Tell us what you don't know about a pond....," noting that good friend 'Mac' had been Rob's mentor going into the pond building process. Rob is extremely well-spoken and humorously described the trials and travails of bringing their dream pond to completion. In another context, one might call the resulting conversation a roast, and they took it good-naturedly.



[No, we didn't cook them; rather, as *honorable hosts*, they were subjected to good-natured jokes (read *criticism*) intended to amuse (read *educate and forewarn*) the wider audience.]

It was Renée who designed the pond, and they agreed in advance—having heard the tales of enlarging too-small ponds—to make it 'big enough' from the beginning. Feeling confident, Rob brought in one of his company's bobcats to start the dig; not equal to the task, he upgraded to a backhoe, and soon bowed to a chipping hammer. It took a day and a half to chip out the upper pool, the waterfall and its seven shelves, another two days to dig the ponds. Yes, originally there were two small ponds with an island between them, but Renée didn't like the shape so they filled it in and dug again. The whole yard (*as is so much of Riverside!*) was solid granite, making for

good drainage; it breaks easily, so once broken up, Rob had all the DG he needed for other purposes.

Having done all their research, and taken helpful advice from a consultant, they wanted to use bog filtration with a bio pit. Once finished, Rob was not blind to their mistakes and shared amiably:

- No bottom drains, and the drain we have is only 2.5" pipe.
- The 1/3hp pump is inadequate; like a cheap aquarium pump, it 'keeps the fish alive.'
- Per advice, 75 smallish koi were added—with dechlor—as soon as the pond was filled; 12 hours later, all were dead. We even tried to resuscitate a few....
- In Fall 2015, we added salt to 2.2 ppt (0.22%); by Spring 2016, the problems had started. We asked ourselves, '*Who lets them go for months without being fed?*' so we fed our koi all Winter; by Spring the fish had parasites, dropsy, and even with everything we tried to do, the salt level remained too high.*
- We had a problem with runoff from the roof of an abandoned building overhanging the wall behind the bog/waterfall, and this year's rains poured off that roof to gouge out the soil up there. With a little help from my friends, we solved that. We didn't cut it off—the original plan involved a match—but put up gutters, turning downspouts to drain on the neighbor's side of the wall.
- Finally, we want to retain the bog system.... Any advice?

• — • — • — • — • — • — • —

Wow! In a marvelous open mic session, every issue was discussed. **Bob Henry** was the first to commiserate, "Don't feel alone; all of us together have been there, done that." **Eric Fales** added that they should change the pool pump for a pond pump... and their utility will love them!

Orville Hanson took on the filtration problems, making three points. •First he suggested a foam fractionator (a protein skimmer) to remove the dissolved organic compounds (DOCs) that cause the foam on the pond surface. Skimmed off, they can be used for fertilizer in the yard; otherwise, it's great fertilizer for algae. •Second, he noted that the maximum flow through a UV unit should be 2,000gph, so Rob needed a bypass to improve the efficiency; the current flow is at 6,000gph. •Third, because the pond is in full sun, he noted that it takes more UV. Orville uses a combination of three UV lights—two 40-watt and a 120-watt. Multiple combinations allow him to make the system the most efficient for the season: 40-, 80-, 120-, 160- or 200-watts. With 220 power in the yard, Orville also suggested a variable speed pump—1/16hp to 3 hp—and cautioned Rob to get one on which he could control the speed of the flow, not the flow itself; that would give the water more time in the UV system.



Regarding drains, **Nick Milfeld** offered that Rob could retrofit what he has to a bottom drain, with several intakes, which he had done when he had to add a new filter system before he could close his up-flow sand filter to repair tree root damage.

Rob asked about retro-fitting a skimmer into his system and was told that a no-niche skimmer can be hooked into the suction line, and should be located in whatever area the wind and currents blow debris to. He was also told to paint flex pipe wherever he used it; flex pipe will deteriorate rapidly as it is ten times as susceptible to UV rays than PVC.

(Continued on next page)

With plants in the pond and a bog above the waterfall, *Alex Franco* addressed plant selection (he's a landscaper with four ponds and he knows his plants). Rob needs a variety of bog plants to be effective, such as iris, papyrus, *alocasia*, and water hyacinth, which is most efficient but becomes rapidly invasive (they can be contained with a hula hoop). A reminder was given that the hyacinth should not be disposed of in the green trash as it clogs machinery. Alex also recommended thinning plants every six months to prevent anaerobic build-up. (*I found an on-line aquatic nursery with an extensive list of bog plants in California; see the Pondplants.com website.*)

**Non-iodized* salt is used to detoxify nitrites and control algae, and to treat parasites. For an ideal salt concentration, it is recommended to maintain a range of about 0.13% to 0.25% (1.3 to 2.5 ppt) in the pond.

Hints on Photographing Koi

The first step to getting a great picture of a koi is having the fish *tubbed*--that is, out of the pond into a blue tub or bowl of clean water--and letting it and the water settle down before you start.

- The perfect portrait is taken head on, looking down the back from head to tail.
- The koi should be in the middle of the shot, not hugging the sides of the bowl. If you can get it on the diagonal, it's even better.
- The pectoral fins are outstretched and stationary, not trying to back paddle out of the shot.
- Take the shot from an angle that is not so low that all you see is a big head, nor so high that you are catching reflections of everything above you.
- Zooming in helps frame the subject but make sure the whole koi fits into the picture from nose to tail.

Practice makes perfect! By taking lots of shots you should be able to get some great photos, even if they don't all come out well. You will find the more pictures taken, the luckier you'll get!

Bring your photo(s) to this meeting, but **DO NOT** write your name on the back or identify your picture(s) in any way. You may submit a total of three photographs--that is, one each of up to three different koi. For security, YOU will be the only one who knows who owns the koi in the photograph.

NEW FORMAT FOR VOTING: IT'S ON-LINE

In the past, voting for the AKCA Koi of the Year was done by attendees of the annual AKCA Seminar or Annual AKCA Business meeting. The results were then announced at the evening banquet.

In 2013 the Koi of the Year voting went 21st Century. Subscribers to KOI USA and hobbyists were given the chance to vote for the Koi of the Year by going to AKCA.org and voting for the koi they feel is the best. This new format has resulted in increased participation in the voting, even though it seemed confusing at first because there wasn't a clear explanation of the changes at first.

The winning koi and owner are announced, and award presented (if owner attends) at the AKCA Annual Meeting Banquet.

Next month you can go to the AKCA website and click the red vote button to vote your favorite. **The poll should open early May.**

~ Koi of the YEAR ~

Each Spring, all AKCA-affiliated clubs can choose a koi to be entered in an *AKCA Koi of the Year* photo contest. The only rule is that the koi should not be the Grand Champion from it's owner's club's show. The winning entry is then chosen at the AKCA Annual Meeting, by secret ballot, by all in attendance.

This month our club will select a member's koi to represent IKS in the competition. **To enter your favorite koi, bring a color photo** (limit 3 separate entries, 3 separate fish) **to the April meeting.** These pictures will be assigned a number ID, and everyone will vote for the fish they like most. The winning photo will be sent to AKCA for judging by the full membership. All club *Koi of the Year* are displayed in the next issue of KOI USA, with the AKCA winner featured on the cover.

Note that you do not have to tub your koi for the picture, but there can be only one koi in each photo.


~ Koi PERSON of the YEAR ~

At this meeting we will also have the opportunity to vote for the *IKS Koi Person of the Year*. Any member may nominate another for this honor, and the nominee may be one individual or multiple members of the same family, but it cannot be anyone previously honored. Is someone always stepping up to bat? Giving without thinking? Quietly working behind the scenes? Striving to make the club better than it is, more valuable to its members? These are the people we want to hear about and recognize, and thank them openly for their dedication to the club.

Think about your fellow members and consider making a nomination. Be prepared, however, to stand up and explain why you feel they deserve this honor so other members understand what you've seen or know. Take a few minutes to write out your thoughts, and if you prefer not to make the nomination yourself, you may turn in your written nomination when you sign in and someone else will present it for you.

Nominees will be introduced and we will all have the chance to vote. Do remember that, unfortunately, a previous *Koi Person of the Year* cannot be elected again. These special members have been appreciated in years past:

~Thanks to these and many others, we have a **great club!**



Rob Fales Family
Rob & Deanna
Eric, Carrie & Robin
2016 IKS
Koi Persons of the Year

Bob Everett	Gene Maingot
Carole Hamilton	Theo & Jeanne Zoetemelk
Jack Marrin	Mary Leever
Nick Milfeld	Tom Wright
Scott Zehm	Bob Henry
Bob Walters	Orville & Sandy Hanson
Larry & Debby Leverett	Ed & Linda Kushner
Chrisie Nobles	Pete Miles
Peggy Milfeld	Mac & Jill McClain
Norma Marrin	Rob Fales Family
Kelly Houston	

COMPUTER REPAIR & SERVICE

\$45
Per Hour
for Repairs

Special Service
Pkg. Available
(Commercial
& Residential)



L and E
Integrated Solutions

Linda Kushner
951-333-4147
lindakushner1@gmail.com

- Remove viruses & Malware
- Install security protection
- Maintain & manage computer via remote access
- Train you in Windows applications
- Backup and data recovery
- Will be your IT consultant
- Troubleshoot any hardware
- Cell phone apps installation & training
- Expert staff with over 30 years experience

\$500 OFF
Repairs

1st time customers
Valid w/coupon only • Not valid w/other offers

Thank you to
Dain Corrales of Nijikawa USA
and
Iva Gaglione of Ultra Balance
for so graciously supplying
Inland Koi Society
with a nutritional food supply for
the Koi Rescue Program.



Pandasia Koi and Garden

21185 Canyon Drive, Wildomar 92595
951-265-3691
infopkoi@gmail.com
www.pandasiakoi.com



HAI FENG

PROFESSIONAL QUALITY KOI FOOD

- DOES NOT CLOUD WATER
- EASY DIGESTION
- IMMUNE SUBSTANCE ADDED
- COLOR ENHANCING



ISO 9001:2000 REGISTERED (UKAS, ANAB)
YOUR QUALITY ASSURANCE

Aqua Delite®

FREEZE DRIED SHRIMPS &
FREEZE DRIED SILKWORM PUPAE



- HIGH IN PROTEIN AND
NATURAL NUTRIENTS
- GOOD SUBSTITUTE FOR
LIVE AND FROZEN FOOD
- FOR FRESH OR SALT
WATER FISH



- HIGH IN PROTEIN
FOR RAPID GROWTH
- BETTER SLIME PROTECTION
- HELPS TO RESIST BACTERIA
AND PARASITES

DISTRIBUTED BY:
UP RIGHT TRADING CORP.
TEL: 626-579-0578
TOLL FREE: 877-424-3364
E-MAIL: sales@uprighttrading.com

© 2012 Up Right Trading Corp. All Right Reserved.

INLAND KOI

Quality Japanese Koi
& Pond Supply



Importers of high quality
Japanese koi.
Complete line of koi &
pond supplies.

Check our availability!

See a fish you like,
call or email us, and we'll
reserve it for you.

18122 Mt. Washington St.
Fountain Valley CA 92708

Winter Hours:
Daily 10:30am-5:00pm



Phone: (714) 438-0087
Website: www.inlandkoi.com
Email: inlandkoi@inlandkoi.com
**THE BEST QUALITY
Japanese Koi**
AT A REASONABLE PRICE!

HARRISON'S

KOI FARM

POND KOI - SHOW QUALITY KOI
2000 KOI on display from 3" to 30"

Specializing in hard to find varieties

- KOI FOOD
- SUPPLIES
- EQUIPMENT
- CONSULTATION



Terry & Koren Harrison
5580 / 5582 Rio Road
Riverside, CA 92509


(951) 369-9998

In Memory...

We are sad to share the news of the death of **Duane Hamilton** of Mira Loma, a member of IKS since April 1994. Duane succumbed to prostate cancer that had spread to his bones.

Duane and his lovely wife Carole had a beautiful stream-type pond and a wonderful aviary; they hosted meetings many times, until a horrible windstorm destroyed the aviary and most everything else in the yard. The pond was rebuilt, and Scott & Phyllis Zehm have been tending it for several months. Duane was a wonderful man, married 59 years to Carole. With his illness, we saw even less of them.

"There was nothing you couldn't like about Duane; he was a big man with a bigger heart."



Redlands Horticultural & Improvement Society's

Garden Tour & Plant Sale

"A Colorful Palette"

Saturday - Sunday April 22 - 23
 10:00 a.m. - 4:00 p.m. Adults \$15.00
 Children 13 and under are FREE

*Spend the weekend strolling through
 six beautifully unique private gardens.*

UNCOMMON PLANT SALE

Saturday - Sunday 9:00 a.m. - 4:00 p.m.
PLANT SALE STARTS at 9:00 a.m.
 Prospect Park, Carriage House area.

Before, during, or after you tour this year's beautiful home gardens, make it a point to check out the great prices and fantastic selection of unique plants, pots and trees for sale in the RHIS Plant Propagation Yard.

Tickets may be purchased during tour hours at each private garden listed OR at the RHIS Plant Yard.

Purchase "pre-sale tickets" at the following locations:
 Back in Time Antiques, 1740 W. Redlands Blvd., Redlands
 Gerrard's Market, 705 W. Cypress Ave., Redlands
 Redlands Art Association, 215 E. State St., Redlands
 Cherry Valley Nursery, 37955 Cherry Valley Blvd., Cherry Valley
 Sunshine Nursery, 34017 Yucaipa Blvd., Yucaipa

- ◆ "PLEIN AIR" artists at each garden.
- ◆ Redlands Art Association floral art show.
- ◆ Cameras and notebooks welcome.

RedlandsGardenClub.com

A P R I L	12	IKS Auction Planning Meeting ~ 7pm, dessert / hosted by Nick Milfeld, 1644 Northhampton Dr., Riverside 92506 ~ 951.780.7395
	22-23	Riverside Mater Gardener's Plant Sale ~ 10am-2pm / 3555 Crowell Ave., Riverside (enter off Helena, up the alley to the second set of gates)
	23	IKS POTLUCK MEETING ~ 2-5pm / Hosted by Phil & Rachel Hunter, 46201 Via Vaquero, Temecula 92590 ~ 951.587.0476 Sign-up at the March meeting; sub sandwiches provided—bring foods to complement, including desserts. Voting for Koi & Koi Person of the Year. Get your Photos ready!
	26	IKS BUSINESS Meeting ~ 7pm / Members welcome! ~ Host TBA
M A Y	6	Spring Garden Tour ~ 9am-3pm / 5 gardens / proceeds benefit abused and neglected local children / \$20 presale, \$25 day of / includes lunch / Info: 951.486.4213 or RUhealth.org/sgt / Pre-sale tickets available at Parkview, Louie's, Steve's Valley nurseries; Allie's Hallmark, Canyon Crest; MoValley Flower Box
	12	IKS Scholarship applications due. Request Application from Peggy Milfeld. Return to IKS Scholarship, 5198 Arlington Ave., #146, Riverside CA 92504.
	12-13	Gates Cactus & Succulent Society Sale ~ 9am-4pm both days. Show ~ 9am-4pm Saturday only / Landscapes SoCal Style, 450 E. Alessandro Blvd., Riverside / Info: www.gatescss.com
	14	HAPPY MOTHER'S DAY
	21	Riverside Vintage Home Tour ~ 10am-4pm / \$20 presale / Info: 951.509.7682 or www.olddriverside.org / Restoration Faire & Vintage Mercantile at 1510 University Ave. (at Cranford Ave.)
	21	Primavera in the Gardens ~ Sunday 2-5 pm at UCR Botanic Gardens / Food & Wine Tasting Event / \$75pre-sale or \$85 at the gate (\$30 gift/\$45 benefit) / gardens.ucr.edu/events/primavera
	21	Final IKS Auction Planning Meeting ~ 4pm, at Milfelds' Nursery, 2550 Adams St., Riverside 92504 ~ 951.780.7395
	28	NO IKS Potluck Meeting because of Koi Auction & Used Equipment Sale next Saturday, June 3.
	6/17	"Ask the Experts" Garden Expo ~ 10am-1pm / Landscapes SoCal Style, 450 E. Alessandro Blvd., Rvsd / Info: wmwd.org / ucanr.edu/sites/RiversideMG / free drawings at 11 & 12:30


IKS again is offering a **\$500 Scholarship** to children of current club members. HS seniors accepted for the coming college year, or college students continuing or returning to their studies in the Fall, are invited to apply for these funds. The application will require a written statement from the student and two letters of recommendation.

Request a copy of the application from Peggy Milfeld or Tom Wright, and submit it by the **deadline of Friday, May 12**, to Tom Wright, 8428 Monteel Place, Riverside 92504-2858.

Attention!
 Parents & Students
Scholarship Funds
 Now Available



INLAND KOI SOCIETY
5198 ARLINGTON AVE., #146
RIVERSIDE, CA 92504
Return Service Requested



One pond, four locations—
front door, foyer, inner
courtyard, back patio —
and a house built over it!

Visit our website: www.inlandkoisociety.org