

# The Inland Koi Connection



THE OFFICIAL  
NEWSLETTER  
OF IKS  
ISSUE 146  
APRIL 2008



GENERAL SUNDAY MEETING  
WITH POTLUCK 2 - 5 PM


**APRIL 27, 2008**

at the home of:

**LARRY & DEBBY  
LEVERETT**

5349 Jasper Lane  
Riverside, CA 92506  
951 781-3887





**H**ello Everyone,  
 Greg and Toi Moore have created a serene and relaxing setting and extended our members an atmosphere of hospitality and warmth. Their beautiful pond was alive with a variety of life: goldfish, catfish, bluegill, and turtles intermingled peacefully with their koi. Sixty-one IKS members and guests spent a breezy afternoon enjoying great fellowship, food, and an excellent talk by Bob Walters. Bob thoroughly explored how to improve pond filtration by communicating his filtration experiences with his customary gentle humor, creative word pictures, and the use of several props (a collection of pond filter equipment).

**K**oi of the Year: Remember to bring a picture -- or pictures -- to the meeting this month at Larry and Debby's if you want to enter one or more of your koi. Having a broader selection of koi should result in a more interesting contest and the best koi to represent our club. AKCA is asking for high resolution photographs, along with negatives or disc. If you have further questions, please refer to the AKCA.org website.

**K**oi Person of the Year: We will also be nominating and electing the Kelly Houston Koi Person of the Year Award during this month's meeting. If you would like to nominate someone for this award, please come prepared to announce your nomination and share reasons why you believe they should be elected. Every nomination is valued. We have the challenge of selecting only one outstanding individual out of so many.

**A**ctive membership is the core strength of our club. I am very grateful to the members and the Directors for your continued support and the hard work you contribute towards each of our club events. June is proving to be a very busy month for the IKS. The pond tour is on June 1, our General Meeting is on June 22, and the AKCA Seminar is June 26-29. If you are able to volunteer to help on the Pond Tour and have not had the opportunity to sign-up, please call Kelly Houston, Volunteer Coordinator; we greatly appreciate it. And there's still time to make plans to attend the AKCA Seminar in Jacksonville, Florida; it is always a great event full of workshops, tours, and new friends! (Register online at [www.akca.org/2008Seminar/index.html](http://www.akca.org/2008Seminar/index.html))

**W**e will not be having a General Meeting on May 25, which is the middle of the Memorial Day weekend. Take the time to get some good rest before the Pond Tour. A reminder: The committee and team leaders will meet Thursday night, May 29, to distribute all materials for the Tour.

**H**ope to see everyone at Larry and Debby's on April 27. Enjoy the hobby! Wishing all of you healthy ponds and fish.

Warmest Regards,

*Gene*

Gene Maingot, IKS President

BOARD of DIRECTORS Inland Koi Society 2008		Inside this issue	
<u>PRESIDENT:</u> GENE MAINGOT (951) 272-4450 gomaingo@sbcglobal.net		•Oval Pond	2
<u>VICE PRESIDENT:</u> MARK KRAKOWER (951) 371-2223 kraktronix@sbcglobal.net		•Board Members	
<u>SECRETARY:</u> ZUMA ROSS (951) 354-6444 zumaross@charter.net		•Help Line	
<u>TREASURER:</u> NICK MILFELD (951) 780-7395 milfeld@msn.com		•Pond & Map	3
<u>NEWSLETTER EDITOR:</u> DEBBY LEVERETT (951) 781-3887 jenniferdl1950@hotmail.com		•Host Profile	
<u>DIRECTOR: Web Liaison</u> MARY LEEVER (909) 862-3028 mary@leeverelectronics.com		•Directions	
<u>DIRECTOR:</u> KELLY HOUSTON (909) 885-2503 vpkelly@earthlink.net		•Support Sponsors	4/5
<u>DIRECTOR:</u> JACK MARRIN (909)792-3603 jack@marrin.com		•March General Meeting Notes	
<u>DIRECTOR: Member Database</u> TOM ROSS (951) 354-6444 tomzuma@charter.net		•Tips & Clues	
<u>DIRECTOR:</u> TOM WRIGHT (951) 637-5479 rookiekoiguy@earthlink.net		•Certificate	6/7
<u>DIRECTOR:</u> DENNIS LYNAUGH (951) 780-0123 dlynaugh@pacbell.net		•Harrison's Koi	
<u>DIRECTOR:</u> ED KUSHNER (951)520-0092 edkushner@msn.com		•Culling Pictures	
<b>HELP LINE</b>		•W. Lim Corporation	8
• KOI DISEASE: <i>Certified KHA</i>	TOM ROSS (951) 354-6444	•Maker of The Wave Pump	
• INFORMATION:	JACK MARRIN (909) 792-3603	•Improvements	
• LIBRARIAN: <i>Books, Videos</i>	TEE WRIGHT (951) 637-5479	•Welcome New Members	9
• MEETING SITES:	KELLY HOUSTON (909) 885-2503	•Laguna Koi Ponds	
• MEMBERSHIP:	TEE WRIGHT (951) 637-5479	•Sale / AKCA	
• NEWSLETTER ADS:	DEBBY LEVERETT (951) 781-3887	•Koi Person / Koi	10
• PLUMBING or FILTERS:	BOB WALTERS (951) 681-4064	•Member's Question	
• WEB PAGE MANAGER:	MARY LEEVER (909) 862-3028	•Advertisement Cost	
		•Calendar / Events	11/12
		•Photographs	
		•FYI	
<b>References</b>			



**The Leverett's Koi Pond – A Daughter's Perspective**

—By Kim Crofoot, Guest Contributor

We didn't have many pets growing up. We didn't have a dog or a cat or even a hamster to call our own. We just weren't "pet" people. So when my parents, Larry and Debby Leverett bought koi, we kids didn't think anything of it, after all koi weren't pets. Or were they? In my parent's case, Jock, Pearl, Blue, Raffle (named for obvious reasons) Cog (short for incognito), Kiki, and Centurian (to name but a few) became not only pets, but part of the family. These pampered koi are fed by hand and even swim en mass to the edge of the pond when they hear the patio door open. They literally will suck the food right off your hand. It is something the kids and grandkids love to do when visiting.

Most of you probably know my parents, Larry and Debby Leverett. They are long term members of IKS having joined in 1996 when the club had only 28 members. Larry is an Auto Technician and owns D&L Auto Repair in Corona and Debby is a retired Hospital Lab Technician having put in 21 years at Corona Regional Medical Center. They have 4 adult children and ten grandchildren. As well as being long time members, Larry and Debby have also been very active in IKS and AKCA. Larry has been IKS President for one term and Chairman of the Associated Koi Clubs of America for 2 two year terms. Debby has been the IKS newsletter editor for 8 years and has been instrumental in taking the newsletter to the colorful state that it is now in.

When my parents decided to get into koi, we kids thought they were crazy. When they told us they were going to turn their never used Jacuzzi into a koi pond, we thought them even crazier -- if that was possible. But they proceeded, converting their 400 gallon, fiberglass Jacuzzi into a below ground koi pond with a small waterfall and natural rock border. Larry bought some koi and the pond was completed just in time for one of their daughter's bridal showers. It was about two years later that they decided they better join IKS and find out what they should have done. That's when Larry and Debby discovered all the mistakes made. They have often remarked that they wished they had joined IKS *before* building their pond so they would have been able to use the vast knowledge of the club members. Even with the mistakes made, the pond was the focal point of the Leverett's outside landscape. The soothing sound of the waterfall and the colorful koi attracted everyone to it as soon as they walked outside. This small, but beautiful pond would last the Leverett's for 13 years until 2007.

In 2006 the Leverett's embarked on a housing renovation that would extend

the kitchen and family-room out into the backyard and add a computer room. This necessitated excavating the old pond out of the ground to make room for the new addition. Lots of family members were called to help dig up the pond and move it out of the way until a new pond could be built – a new DREAM POND. I think my dad was more excited at the prospects of a new dream pond than the fact that he was getting a bigger house.

The renovation of the house took what seemed like forever, all the while, I think my dad was dreaming about the pond. The addition to the house was finally completed in February 2007, a couple months shy of it's planned Christmas deadline. Ask my parents to tell you the story about them throwing Christmas Dinner for 35 with no kitchen sink. It is an amusing story that involves a Christmas turkey and a bathtub. Ask. You won't be sorry.

With the construction finished the pond planning began. The Leverett's wanted to be able to see the pond and koi from inside the house, so the pond is close to the house with views from the kitchen, dining room and computer room. Larry started construction in May while Debby was visiting a daughter in Texas. Larry figured once there was a hole in the ground there would be no arguing about where to place the pond. The pond was hand dug with lots of help from family members as well as IKS members a like. Larry used the AKCA book *Pond Construction* and followed it closely. He was not going to make the same mistakes with this new pond. The book was 100% accurate.

After digging the hole (which took a lot of time) it was time for the 1/2 ton of rebar, all of which was laid by Larry. Laying the concrete was a big affair with lots of family members and IKS members attending and helping. Even the neighbors stopped by wondering what was going on. Larry intended on getting in there to help with the process, but ended up pacing along the sides . . . supervising.

The 4,000 gallon pond is state of the art with two 4" bottom drains and a 3" skimmer that gravity flow to a 36" vortex with a micro-strainer. Two 1/4 H.P. Wave 1 pumps draw water from the vortex and flow to an EZR biological filter and the other pump flows to an 80 watt U.V. and then into a Bio Reactor filter all manufactured by William Lim Corp. The pond is constructed of cement and is 4 foot deep. Two waterfalls flow into the pond creating that soothing flow of water that creates a relaxing atmosphere that is not only enjoyed when outside, but enjoyed from the inside of the house as well.

April is not only the month that Larry and Debby are hosting IKS, but it is also the month of their anniversary. So while you are enjoying their wonderful new pond and each other's company, please wish them a happy anniversary!

**DIRECTIONS FROM THE 91 FWY:**

- Exit off FWY 91 at Central Ave and go east.
- Left on Fairview, past 2 stop signs to Cornwall.
- Right on Cornwall. Immediate left on Shoemaker. 5349 Jasper Lane is the second house on right

**DIRECTIONS FROM THE I 215:**

- Exit off I215 on Alessandro and head west.
- Right on Fairview and continue as stated above.





**JACK CORDS**  
 11800 Sterling Ave., Suite G  
 Riverside, CA 92503  
 printingcolor@yahoo.com  
 www.printingconnection.net  
 800.491.1964  
 951.351.9437  
 Fax 951.351.4574

THE PRINTING CONNECTIONS SUPERIOR WORK IS APPRECIATED BY THE INLAND KOI SOCIETY / THE INLAND KOI CONNECTION. THANK YOU!

IKS THANKS JIM & DEBI THOMPSON, WATERSCAPE DESIGNS, FOR THE RENEWAL OF YOUR ADVERTISEMENT & SUPPORT IN 2008.



**WATERSCAPE DESIGNS, INC.**  
 909-981-1731  
 www.thepondexperts.com

**Jim Thompson**  
**Debi Thompson**  
 Contr. Lic #824893

1088 W. 9th Street • Upland, CA 91786  
*Specializing in Koi Ponds, Filtration Systems & Watergardens*  
**DESIGN • CONSTRUCTION • RETAIL EQUIPMENT & SUPPLIES**

**Moss Bros.**  
**DODGE**   
**RIVERSIDE**

8151 Auto Drive • Riverside, CA 92504-4190  
 (951) 688-6200 Ext. 1160 • 1-800-BOSS-MOSS • Fax (951) 688-8314  
 www.mossbrosdodge.com

*"At Moss... You're The Boss!"*

IKS THANKS MOSS BROS. DODGE RIVERSIDE FOR THE RENEWAL OF THEIR ADVERTISEMENT IN THE YEAR 2008 AND CONTINUED SUPPORT.

WELCOME 2 KOI GUYS! MAY WE CELEBRATE MANY YEARS TOGETHER! THE NEWSLETTER OF IKS, THE INLAND KOI CONNECTION.



- Koi Pond Filtration
- Installations and Modifications
- Your UV Lamp Source
- Consultation

**Robert Walters ~ 951 205-1212**

**Scott Zehm ~ 951 237-2508**

**SPRING TIME TIPS:**

In spring, your fish will face many stresses: the weather, predators, parasites and disease, to name a few. I'm sure (when temperatures dictate) your fish will once again start swimming at the surface, nibbling algae off the sides of the pond. Most likely some of you will dig out some of last year's leftover fish food. One of the biggest spring problems is the fluctuating temperatures, the uncertainty of tomorrow's weather. Although we are never sure what the following day (or the next hour) will bring, spring can throw seemingly-summer days followed by blizzards. It is not the time to start feeding the fish. Once your area is reliably frost-free, you can consider starting to feed, preferably with a wheat-germ-based food. Your fish do not have the brain process that tells them (at least not accurately!) when they are hungry. They are foragers, always eating small amounts, in their natural environment. Think of them as a herd of cattle, grazing all day and into the night. Their



Picture sent by Tom Wright, IKS

stomach is an elongated intestine which will continue to process today's food for the next 3-4 days before it is empty. Of course, that is at 60-70F temperatures, not 45-50F. At lower temperatures the whole process will slow down and eventually cease altogether. This is the reason not to feed on a nice sunny day in March or April, if there is any chance of the temperatures dropping again. Your fish do not benefit from a "full stomach" as you do, but will benefit more from being able to extract nutrients from that food you fed them over the next few days.

The next problem is last year's fish food. By this time it has lost a lot of its nutritional value, as amino acids break down in a relatively short period of time. This is especially true if the food was not vacuum-sealed when it was new. Freezing foods can disrupt molecules and reduce nutrition, so freezing is not recommended either. Fat content in old food can become rancid, too, which may not even be noticeable to you, but your fish can become sick from eating it. The best rule of thumb is to purchase new food every season to be sure you aren't neglecting, or even harming your fish.

Courtesy of carolynw@microbelift.com / Ecological Labs - 215 North Main Street, New York, NY, 11520, United States

## 2008 IKS GENERAL MEETING ~ MARCH 30, 2008 ~ MENIFEE, CA

We met at Greg and Toi Moore's home in Menifee. The day was sunny, breezy, and a little cool. The meeting started with Toi talking about her pond. The pond was one year old that day. Toi described her pond start up problems which included several fish deaths, and algae problems. She was philosophical about the start-up. That is a good attitude, and I wish we could all be more easy-going about our ponds because we all have the occasional problem. Toi credited Mac McClain with helping her get her pond going in the right direction, along with several other members of the club. It is good to remember that there are a lot of koi kichi club members who are glad to help a member (or non-member) in distress. The most interesting aspect of her pond, at least to me, was the mix of goldfish, koi, bluegills, catfish, and turtles. This was an eclectic pond, and everyone seemed to get along just fine. The catfish were beautiful, with long flexible whiskers, and velvety black skin. The bluegill were a treat, and the turtles were really cute.

Gene welcomed new members and visitors to the meeting. He asked for volunteers to help during the upcoming pond tour on June first. June is a big month with the pond tour June 1, the regular meeting June 22, and the AKCA Seminar on June 26-29 in Jacksonville, Fla. NOTE: There is no meeting in May. The pond tour takes the place of the May meeting.

Mark Krakower talked about the pond tour. An 8<sup>th</sup> pond has been added to the tour. This was described as a historical residence and pond. The next pond tour committee meeting is scheduled for April 16, at 7PM.

Gene then talked about the April meeting, to be held at Larry and Debby Leverett's home. We will all get to see their new pond. It will be time to vote for Koi of the Year, so please bring a picture of your favorite Koi to the next meeting along with a negative or digital copy. Also, it is time to nominate our Koi Person of the Year so please think about who deserves this honor.

Zuma Ross talked about the pond tour t-shirts. A small picture of the design was on the back of the last newsletter. The three fish are members' fish. The intent of the design was to make for a much lighter application of the silk screened material. Only the white lines and the fish will be silk screened; the background color is the smoky blue color of the shirt. All pond tour volunteers will receive a free shirt.

Gene then described his own experience rescuing a small koi that had gotten into the drain and disappeared. He drained the pond at a later time and he found it in a puddle of drain water. The koi is fine. The club gets several calls a year to help rescue fish. Members are encouraged to hold these fish for the auction.

Bob Walters talked about his pond work. He described how he and Scott Zehm got interested in improving their ponds first, and then branched out into a koi pond business. He described a recent pond he and Scott worked on - a small liner pond with a bottom drain that was not working well. This pond was so full of floating green algae that the owners could not see the fish. First the pond was partially drained and the fish removed. Then they installed a better drain, a

better filter, a UV light system, and a thorough cleaning.

Bob credited Harlan Glenn with telling him "You know Bob, there is no such thing as a perfect pond." The point was that none of us have a pond that could not stand to be improved. Bob gave examples of several such areas. He described ways to improve the drain and filter systems He talked about plumbing and valves, and showed examples. He showed an easy to install no-niche skimmer and a large Savio skimmer. A pre-filter, or settling chamber is a very good idea. This can be gravity flow or pumped, but if the flow is more than 20 gallons per minute the solids will not settle out. A screen or sieve, brushes, filter mats are used to catch them. He recommended an efficient pump, and showed some parts that improve flow.

The best filter system is one that works and is easy to maintain. Modern filters offer higher flow rates, and do not channel as readily as the older designs did. UV light is useful for killing floating algae and bacteria. To be effective, the light and flow rate must be matched. It is even possible to sterilize the water if enough UV is used. The bulbs lose power and need to be changed every 13 months. He strongly recommended using a water meter when filling your pond. If you know how much water it takes to fill the pond it is much easier to estimate the amount of any treatment chemical you wish to use. Some chemicals must be used carefully.

The raffle was held by Mary Leever with Greg Moore calling out the numbers. The meeting was then adjourned.

Respectfully submitted by  
Zuma Ross, IKS Secretary



*Here is a picture of our liner-lily pond as of 2 PM April 2, 2008 - Zuma is in shock at seeing it full of water after so many years of planning.*

*More information later...~Tom & Zuma Ross~*



*Certificate of Recognition*

to

**Inland Koi Society**

for collecting 50,600 pull-tabs for the  
Loma Linda Ronald McDonald House  
Collect-A-Million Day.

7 March 2008

Keep pulling for the Loma Linda Ronald McDonald House!


Like many others, Loma Linda Ronald McDonald House works with local recycling centers to receive money for pull-tabs. Collect-A-Million Day 2008 was Friday, March 7, at University of Redlands, and all those tabs the Inland Koi Society has been collecting over the last two years were turned in: **39.8 pounds** in all, or approximately **50,600 tabs** (a pound is about 1265 tabs!) The day usually earns about \$10,000 for LLRMH.

We don't do a good job of recycling at club meetings—tossing our cans and bottles out with the rest of the trash. We should have a place to put both—but we do at least pull the tabs. Many members save them up from home and work and regularly bring little tab-bags to meetings. It's taken two years to get 50,000; think we can top that by next year?

Remember, Pull One for Love!

[www.llrmh.org](http://www.llrmh.org)

Peggy Milfeld & Debby Leverett



# Spring Sort At Harrison's Koi Farm



Terry Harrison pulls the net around

This Spring, Terry Harrison and Tom Ross sorted out 2 year old fish, separated them by type and quality, then put the sorted fish in new, better organized growing ponds. Some of the fish were put in the retail tanks, some will be wholesaled, and some were put into a grow tank. These fish were mostly in the 10 to 12 inch size range, but an occasional fish could be 16 or more inches long.

A net was used to round up the fish. The process starts by getting the rather long and cumbersome net into the tank. The net must be placed in the water, chain side down, float side up, not twisted or tangled, against the side with all the fish in front of it. Then the

guys walked the net around the outside of the tank toward each other. This makes a barrel shape out of the net. They meet, exchange ends of the net, and start drawing the net up over the side of the tank. Hopefully all the fish are inside the net. In the center of the net there is a box area where the fish can gather and not get too squished. Terry then hung the top edge of the net from a clip he had installed overhead. By this time, the box area in the middle is next to the pond wall and the fish are all in a small area but they can still swim around. Terry lifted the fish out of the net and into a blue tub. There are three tubs set in a row, all filled with water. The netted fish go into the center tub. The fish are then hand sorted, one at a time. They are looked over for body confirmation, pattern, and quality. Any fish with a misshapen head, or crooked body, or any other obvious defect is put in the reject bucket. The better fish are put into one tub, and the fish destined for wholesale are put in the other. When the tubs get too crowded, the sorted fish are put in a larger tub, one for wholesale, one for further growing, or retail sale. The

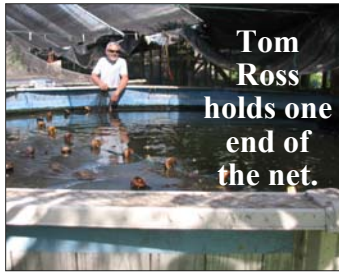
next operation is to sort by color and pattern. The highest quality fish are segregated by pattern, and put into growing ponds, one type to each pond.

The rejects go to an outlet pond where they get fed daily. This farm is animal friendly, except for birds of prey. The most effective method of keeping the bird damage minimal has been to make it difficult to get to the fish. All the tanks are covered with shade cloth. The open ponds are constructed with a deep, steep drop off to eliminate bird feeding perches. The big grow pond is covered with a huge net of strings run the length and width of the pond so the birds cannot get their wings through to the water. Fish are still lost to birds and raccoons. Terry has decided that the resident raccoon can stay, but to only eat the crayfish. The resident skunks come and go. The resident cats stay and defend their territory. Bradley is the King of the Farm. The dogs stay close to the house and do their best to be guard dogs, but they can be wooed.

*Photographs and story written by Zuma Ross.*

# HARRISON'S KOI FARM

## Spring Time Culling & Sorting



Tom Ross holds one end of the net.



Tom & Terry pull the net to get the ends together.



Dipping from net.



Into center tub.

Thank you Harrison's Koi Farm for your 2008 renewal advertisement and support of IKS



Decision Process.



Quality check



Nice Shiro Utsuri



First sorting.



Better sorting.



Three nice Showa



King Bradley



**(951) 369-9998**

# HARRISON'S KOI FARM

**POND KOI • SHOW QUALITY KOI**

**2000 KOI on display from 3" to 30"**

**Specializing in hard to find varieties**

- KOI FOOD
- SUPPLIES
- EQUIPMENT
- CONSULTATION



**Terry & Koren Harrison**  
**5580 / 5582 Rio Road**  
**Riverside, CA 92509**

**W. Lim Corporation**  
11095 Inland Avenue  
Mira Loma, CA 91752  
Tel (951) 360-7878 Fax (951) 360-1166



# DRAGON Series

Industrial Baldor Motor  
custom built for  
W. Lim Corporation



Model Shown: Dragon 1/3 HP

Thank you W. Lim Corporation for your strong support of the Inland Koi Society with your yearly advertisement in the Inland Koi Connection. You are appreciated! 2008



Talk about taking a good picture! "Boy" or I should say, "My Boy" Bryan always takes a great picture, even on the fly (see the picture). Remember I was telling Peggy and you about why Bryan did not come with me to the last meeting? He was getting a surprise Birthday helicopter flight from his uncle Warren, who is the Commander & Chief for the San Bernardino County Sheriffs Department Bryan did go up for two hours and flew over the San Bernardino Valley, buzzed our house and Grandma's house. Then they went up the I15 into the high desert. Bryan experienced an excellent job of hovering, turning and swooping. Great fun! C. Nobles



## FOR SALE:



- A 20,000 Gal Aqua Bead filter. New \$1800. Sacrifice at \$500.
- A 50 Mil. Pond Liner 16' by 24' \$300. Attached to the center is a bottom drain, air induction combination.

ALL IN GOOD CONDITION!  
Contact Jim Hearn at 951 775-3927

You can make more friends in two months by becoming interested in other people than you can in two years by trying to get other people interested in you. [Dale Carnegie](#)

### CLUB AKCA DIR/REP

Please notify all of the club members, in your newsletter, that both the **AKCA Seminar registration** and AKCA Bookstore ordering thru the online website [www.akca.org](http://www.akca.org) with Visa or Master Card, is now **secure thru PayPal**.

Doug Dahl, AKCA CFO

27th AKCA Seminar ~ June 26 - 29, 2008  
Join The River Of Koi In Jacksonville / Hosted by The North Florida Koi Club / Regency Hyatt Riverfront  
Reservations 800-233-1234 - \$119  
(Code AssocKoiClub)

# WELCOME

NEW MEMBERS	CITY	JOINED
RICHARD DENISON	LAKE ELSINORE	02 - 08
DIANA & ALICIA REID	RIVERSIDE	03 - 08

*IKS HOPES YOU ENJOY A FUN AND INFORMATIVE ASSOCIATION WITH OUR CLUB! FOR EXTRA HELP, QUESTIONS, OR INFORMATION, BE SURE TO REFER TO THE 'HELP LINE' ON PAGE TWO.*

The IKS really appreciates Laguna Koi Ponds advertisement renewal in the Inland Koi Connection for 2008!



## LAGUNA KOI PONDS

Ben Plonski


20452 Laguna Canyon Road, Laguna Beach, CA 92651  
bplonski@lagunakoi.com Phone (949) 494-5107  
Fax (949) 494-1679



www.akca.org

## 27<sup>TH</sup> ANNUAL SEMINAR JUNE 26-29, 2008

Begin your summer vacation in Jacksonville  
Where Florida Begins.



Hyatt Regency Jacksonville  
(904) 588-1234  
www.jacksonville.hyatt.com



Hosted by the North Florida Koi Club  
www.nfkc.info  
contact Jan Brown (904) 269-2504  
davisbrown1@juno.com

## KHA Files – Heavy Metals and Your Koi

By Tom Ross, Certified Koi Health Advisor


A member asked a question at the last IKS meeting about lead contamination. His water well – a low flow setup that was used for his pond and landscaping – had a lead weight dropped into it, which he was not able to retrieve. He asked if the lead would be harmful to his fish. I did not know the answer then, but a bit more research has provided some help.

Lead is toxic to most animals if ingested. The real question is how much is in the water. This depends mostly on the pH; the more acidic the water the faster the lead dissolves into it. In our water the lead ions are taken out of solution by the alkalinity, so there is less chance of toxicity. So the chance of health problems from lead in this case is small. The ancient Romans drank wine from lead cups, a bad idea as wine is quite acidic!

Another toxic metal, more commonly found in our tap water, is copper. Again, the toxicity depends on pH. The published limits for long term exposure to koi is as low as 6

parts per billion in soft water; double or triple this in hard water. Most homes here have copper plumbing, so what is a typical level? The City of Riverside publishes an annual water quality report, and they tested 50 households for copper levels at the faucets. They found from 50 to 610 parts per billion! We now use only water that is piped directly from the main supply for our koi, not water from the house plumbing. If you have a faucet at the main valve and pressure regulator (where the main line enters your house) then that should be free of copper. Of course, copper (pipe, flashing, decorations) should never be used around your pond.

If you have any concerns about your water you can have it tested. There are many labs that can do this; one is Microbac Labs in Corona who quoted a price of \$15 per metal to be analyzed. I would ask for lead, copper, zinc and iron as these are the most commonly found. Then you need to know what the safe levels are; this is a bit harder to find but I am working on it. The local "health goal" for lead is 2 ppb.



### The Kelly Houston Koi Person of the Year Award and The 2008 Koi of the Year Award

At the April meeting we will vote on both of these and send the winners from our club to the AKCA. So bring a photo of your favorite fish and our club will vote on their favorite one.

Also at the April meeting, the members will be asked to vote for Koi Person of the Year. This position is to honor a member who has "gone the extra mile" to contribute to the success and vitality of the Inland Koi Society. Please be prepared to tell "why" you have nominated this person for the Kelly Houston Koi Person of the Year award.

The elected candidate is eligible to receive \$250 to help attend the AKCA Seminar in Jacksonville, Florida this year to pick up their personalized Plaque. Their picture will also be in the Koi USA Magazine. It is a genuine thank you from IKS Members!

Members who have received this award in past years **cannot** be elected to receive it again. Those honored members include;

- |                             |                     |
|-----------------------------|---------------------|
| 1996 Bob Everett            | 2002 Chrisie Nobles |
| 1997 Carole Hamilton        | 2003 Bob Walters    |
| 1998 Jack Marrin            | 2004 Peggy Milfeld  |
| 1999 Nick Milfeld           | 2005 Norma Marrin   |
| 2000 Larry & Debby Leverett | 2006 Kelly Houston  |
| 2001 Scott Zehm             | 2007 Gene Maingot   |

### THE INLAND KOI SOCIETY NEWSLETTER

Approximately 160 color copies are printed of the Inland Koi Connection and mailed eleven times per year.

Please submit clean art work on a CD and mail "Attn: Debby" to Inland Koi Society, 5198 Arlington Ave., #146, Riverside CA 92504. Or submit your preferred ad by e-mailing a JPEG format or PDF copy to Debby Leverett at [JENNIFERDL1950@HOTMAIL.COM](mailto:JENNIFERDL1950@HOTMAIL.COM). Payment should be mailed to the Riverside address above.

Advertisers also receive complimentary ad space on our website: [www.inlandkoi.org](http://www.inlandkoi.org).

Contact Nick Milfeld, IKS Treasurer at 951 780-7395 or Debby Leverett, IKS Newsletter Editor at 951 781-3887 for additional information or questions you may have. Thank you.

BUSINESS CARD	\$100
QUARTER-PAGE DISPLAY	\$140
HALF-PAGE DISPLAY	\$275
FULL-PAGE DISPLAY	\$550

### ADVERTISING RATES FOR THE YEAR 2008

**INLAND KOI SOCIETY  
PROGRAM PLANNING CALENDAR 2008**

REGULAR MTG 4th Sunday	HOSTS Address	PROPOSED PROGRAM Speakers	BOARD Wed. after Mtg
April 27	Larry & Debby Leverett 5349 Jasper Lane Riverside 92506 (951) 781-3887	Jack Chapman of San Diego Koi Club —Topic is "Pollution index to evaluate your koi pond water quality or what is your ORP (oxidation reduction potential)".	April 30
June 1 <i>Will take the place of the May General Meeting.</i>	IKS Pond Garden Tour - Seven ponds in the Corona-Norco area. Mark Krakower, Chair- man	May 29 <sup>th</sup> Pond Tour Com- mittee & Team Leaders final meet at the business of Scott-Marrin ,6531 Box Springs Blvd, Riverside to pick up Pond Tour supplies.	June 4 Pond Tour follow- up & regular Busi- ness Meeting.
June 22 <i>Father's Day 6/15; AKCA 6/26-29</i>	To be announced. <i>AKCA Seminar, Jacksonville FL: Thurs. 6/26 - Sun. 6/29</i>	To be arranged.	July 2
July 27	To be announced	IKS Club Panel – Members questions with informative round-table answers.	July 30
August 24	Pat & Jerry Mall 43024 Via Las Rocas Temecula 92590 (951) 506-4814	Shawn DeBrosky of Mystic Koi – Topic to be determined	August 27
September 28			Oct. 1
October 26			Oct. 29
November 23 <i>Thanksgiving 11/27</i>	Mac & Jill McClain 16130 Red Pony Lane, Riverside, 92504 (951) 398-7048		Nov. 26?

**2008 Coming Events**

A P R I L	18-20	<b>POMONA SPRING HOME AND GARDEN SHOW ~</b> Pomona Fairplex / 1101 West McKinley Avenue, Pomona, CA 91768 / Fri. 2pm-7pm, Sat. 10am- 7pm, Sun. 10am-6pm <a href="http://www.homeshowconsultants.com/">www.homeshowconsultants.com/</a> / (800) 358-7469
	19-20	<b>RIVERSIDE FLOWER SHOW &amp; GARDEN TOURS ~</b> Six Private & One Community Garden To Tour / \$10 Donation at door. Sat. 1-6pm/Sun. 10am-4pm / Elks Lodge: 6166 Brockton Ave. Riverside, CA (951) 687-3015 / <a href="http://www.riversideflowershow.org">www.riversideflowershow.org</a>
	20	<b>GRAND OPENING FESTIVAL ~</b> 10:00 am Ventura Koi Farm. See advertisement below.
	27	<b>IKS GENERAL MEETING &amp; POTLUCK ~</b> 2-5 pm. in Riverside. Hosts are Larry & Debby Leverett. For more info, contact Kelly Houston (909) 885-2503.
	30	<b>IKS BUSINESS MEETING ~</b> 7 pm / <i>All members of IKS welcome!</i> 6531 Box Springs Blvd, Riverside / Gene Maingot at (951) 272-4450.

M A Y	03	<b>EIGHTH ANNUAL GROWING CONTEST ~</b> Koi sale & BBQ lunch starting at 10:00 am / Andrews Koi International. See information below on the left.
	09	<b>AKCA BOARD MEETING ~</b> 7pm / 529 E. Blueridge Ave Orange, CA 92867 / Call Larry Leverett at (951)781-3887 for more information.
	11	<b>Mother's Day</b>
	18	<b>SHERMAN LIBRARY &amp; GARDENS 12TH ANNUAL SPRING GARDEN TOUR ~</b> The Volunteer Association will host its twelfth annual tour of five private gar- dens in Corona del Mar and Newport Beach. Tick- ets may be purchased, after April 1st, for \$30 in the Gift Shop or by phone at (949) 673-2261. Day of the tour tickets are \$35.
	25	<b>NO IKS GENERAL MEETING &amp; POTLUCK ~ NONE.</b> For further information contact Kelly Houston at (909) 885-2503
	26	<b>MEMORIAL DAY OBSERVED ~</b> Traditional Memorial Day is May 30th
	29	<b>IMPORTANT: POND TOUR COMMITTEE &amp; TEAM LEADERS ~ final meet</b> at 7:00 pm to pick up Pond Tour supplies at the business of Scott-Marrin ,6531 Box Springs Blvd, Riverside

**61<sup>st</sup> Annual**  
**Riverside Flower Show**  
**& Garden Tours**

*Planet With Flowers*

For the everyday and  
weekend gardener...

Saturday, April 19, 2008 1 pm - 6 pm  
Sunday April 20, 2008 10 am - 4 pm

**ELKS LODGE**  
6166 Brockton Avenue, Riverside

**Check out  
the IKS  
Pond  
Display!**

**DEAR CLUB MEMBERS  
AND VALUED CUSTOMERS,**

You are cordially invited to join  
in our Eighth annual Growing  
Contest, Koi sale & the BBQ lunch  
starting at 10:00 am on Saturday  
May 3, 2008.

This year, we will have more than  
1,000 pieces of high quality one-  
year old Koi from Ogata, Hiroi,  
Maruyama, Sakuma, Okaya and  
Youhei Koi Farms sized between  
6"-12" and all priced at \$100.00  
each to choose from.

Contestants, who are showing the  
last year's Koi, will have the first se-  
lection on the new one-year old Koi.

Thank You & Sincerely,  
Andy Moo, Owner Andrews Koi  
International, 1650 S. Brookhurst  
Street, Anaheim / 714-778-8888

**JUNE 1, 2008**  
Inland Koi Society's 10th  
Koi Garden Tour.

We could use some volunteer club  
members to sign in visitors...  
Call Kelly @ (909) 885-2503

**ventura koi farm** GREETINGS TO ALL KOI CLUB MEMBERS!

I would like to take this opportunity to introduce Ventura county's newest and largest koi dealer, Ventura Koi Farm, and to personally invite all the members of the club to our Grand Opening Festival on Sunday, April 20th! There will be vendors, food, workshops, "make-it-and-take-it" koi crafts, auctions, raffles and live Taiko Drummers. Fun for the whole family!

The event begins at 10am so come on by and enjoy the festivities!! We will have thousands of fish in from Japan and tons of pond products available with HUGE discounts the day of the event.

We are located at 2710 Cawelti Rd. Two miles South of the 101 off Lewis Rd in Camarillo, CA  
Hope to see you there!

Ned Mooslin  
Ventura Koi Farm, LLC [www.venturakoi.com](http://www.venturakoi.com)  
ned@venturakoi.com 805-482-0202 - phone/fax

The Inland Koi Connection is a publication of the Inland Koi Society. Material is selected for the club's interest in ponds, koi, gardening, and other activities. IKS Officers and Directors accept no responsibility for accuracy of content. Reproduction is permitted provided this newsletter is credited as the source. Deadline for newsletter items is the 5th day of each month and items should be submitted directly to Editor, Debby J. Leverett at 5349 Jasper Lane - Riverside, California 92506 Phone: (951) 781-3887 E-mail: [jenniferdl1950@hotmail.com](mailto:jenniferdl1950@hotmail.com)



INLAND KOI SOCIETY  
 5198 ARLINGTON AVE., #146  
 RIVERSIDE, CA 92504

Return Service Requested


**PROGRAM THIS MONTH:** A class taught by Jack Chapman

# "POLLUTION INDEX TO EVALUATE YOUR KOI POND WATER QUALITY"



Or...  
 What is  
 your ORP?

(oxidation reduction potential)



Please bring about 16 to 32 ounces of a fresh koi pond water sample (collected just before leaving home) in a clean container. PUT THE CONTAINER in a paper sack to keep it **dark** until you get to the meeting. Jack will use a system to identify each sample so the members can keep their identity secret if they choose. He does **NOT** want to embarrass anyone with the test results. A lot of the class will be on what you can do when your ORP readings are low (bad for koi & bad for pond). Jack plans to bring his O2, ORP, and conductivity/TDS meters to do the testing so don't be left out; bring your sample!



PENDULUM ORCHID



CURIOUS MATSUBA



STAG HORN PLANT



AZELA



PELARGONIUM

Visit our website: [www.inlandkoi.org](http://www.inlandkoi.org)