

# *The Inland Koi* *Connection*


**MARCH 24**



THE OFFICIAL  
NEWSLETTER  
OF IKS  
ISSUE 200  
MARCH 2013



**General  
Meeting at the  
home of Nick  
& Peggy Milfeld**



**1644 Northhampton  
Drive, Riverside 92506  
(951) 780-7395**



**Our 200th. Issue**







We were privileged to have Rob and Deanna Fales as the hosts for our February meeting. The Fales not only have a beautiful home and back yard, but their pond "is to die for." The pond is 2400 gallons and 3' deep. The sound from the waterfall is mesmerizing, and the atmosphere around it is so serene, you want to just relax and fall asleep. Although we had approximately 40 members in attendance, not one person fell

asleep. I'm sure this was because of the good food, great presentation, and the outstanding question and answer panel session.

This month, rather than a guest speaker, we chose an expert Koi panel to take questions from the membership. The panel was made up of Dennis Lynaugh, Jack Marrin, Spike Cover, Larry Leverett, Nick Milfeld, and Theo Zoetemelk. The panel discussion was well received by the members. That said, as I have said on other occasions, I have found that if you ask a Koi related question to six different Koi people you will sometimes get six different answers. But, they are all right because if the answers they give works on their pond, it is the correct answer. What may work for your pond, may not work for someone else's pond.

Our newsletter editor, Pete Miles, gave an outstanding presentation on the Ogon Koi, complete with pictures and a quiz. Myself, like others in attendance, did not know there were so many different types of Ogon Koi. Good job Pete, and we look forward to your next presentation. In trying to familiarize our members with all the different breeds of Koi, we are still looking for members to pick a particular breed of koi, and talk about them at our meeting. If you want to talk on a breed of Koi, Pete will help you get the information and pictures needed for the presentation. At our March meeting, Larry Leverett will give a talk on the Kujaku Koi.

Nick Milfeld spoke about the upcoming Koi and equipment auction on June 1. I encourage everyone to try and attend the auction. You can't beat the prices for not only Koi, but the equipment as well.

Although I was unable to attend, I'm told that the San Diego Koi Club 26th Annual Koi show was very successful. As our sister club, the San Diego Koi Club has been very supportive of us, and we in turn support them in any way we can.

One of the things that we are going to work on in the upcoming meetings is to give you a time frame as to what will be scheduled for that day. The unknown can sometimes bring on a small amount of anxiety. Example: When are we going to eat? What time will the speaker come on? This becomes important if you have other things to do after the meeting, or somewhere else to go.

My intention is to let you know what will be happening at the meeting that day and when. For example:

2 p.m. - start of meeting, 2:30 p.m. - food is served,  
3:15 p.m. - homeowners discuss their pond, 3:30 p.m. - guest speaker  
4:00 p.m. - raffle starts, 4:30 p.m. to 5 p.m. - end of meeting.  
It is our goal to end the meeting either on time or earlier.

As we end the month of March, don't forget to start your spring cleaning of your pond and to check water temperature before you start a regular feeding schedule.

Thought of the month:

"Middle age is when your age starts to show around your middle" - Bob Hope

*Mac McClain*

Mac McClain- IKS President

## Board of Directors

### PRESIDENT:

MAC MCCLAIN  
(909) 225-2346  
jmksmcclain@gmail.com

### VICE PRESIDENT:

REY QUIRONG  
(951) 660-1475  
qrejoyz@yahoo.com

### SECRETARY:

PEGGY MILFELD  
(951) 780-7395  
milfeld@msn.com

### TREASURER:

SANDY HANSON  
(951) 682-3107  
hanson\_sandy@yahoo.com

### NEWSLETTER EDITOR:

PETE MILES  
(760) 705-5800  
akoilover@yahoo.com

### DIRECTOR:

BOB HENRY  
(909) 783-2373  
bigoldgiantbob@sbcglobal.net

### DIRECTOR:

DENNIS LYNAUGH  
(951) 780-0123  
dlynaugh@pacbell.net

### DIRECTOR:

ED KUSHNER  
(951) 520-0092  
edkushner@msn.com

### DIRECTOR:

MARK KRAKOWER  
(951) 371-2223  
kraktronix@sbcglobal.net

### DIRECTOR:

RANDY MCGARVEY  
(909) 534-5776  
xusmc@gmail.com

### DIRECTOR:

ROB FALES  
(951) 279-0181  
Rob\_fales@sbcglobal.net

### DIRECTOR:

TOM WRIGHT  
(951) 990-5479  
rookiekoiguy@gmail.com

## Inside This Issue

•Oval Pond	2
•Board Members	
•Help Line	
•March Hosts & Pond Profile	3
•Directions & Maps	
•San Diego Koi Show Recap and Winners & Photos	4
•February Meeting Report—Fales Home	5
• 2 Koi Guys	6
• KrakTronix Technical Services	
• Inland Koi	
• Last Chance Membership Reminder	
•How I Got Started in Koi ~ Phil Hunter	7
•Hai Feng / Aqua Delite	8
• L and E Integrated Services	
•Harrison's Koi Farm	
• Laguna Koi	
•Printing Connection	
•Advertising Prices	
• How to Photograph your koi	10
• Koi & Koi Person of the Year	
• ZNA Koi Show	
• IKS Calendar	
• Plant Sale UCR	11
• Flower Show and Garden Tour	
• New Members	
•Coming Events	
•Host Home Photos	12

## ~HELP LINE~ REFERENCES

• INFORMATION:	JACK MARRIN	(909) 792-3603
• KOIHEALTH:	TOM WRIGHT	(951) 637-5479
• LIBRARIAN: Books, Videos	REY QUIRONG	(951) 660-1475
• MEETING SITES:	REY QUIRONG	(951) 660-1475
• MEMBERSHIP:	REY QUIRONG	(951) 660-1475
• NEWSLETTER ADS:	PETE MILES	(760) 705-5800
• AKCA REPRESENTATIVE:	MAC MCCLAIN	(909) 225-2346

*Nick & Peggy Milfeld* have invited IKS members to hold the March General Meeting in their exquisite garden. Many of us have visited the Milfelds' garden and pond before: it has been on two IKS Pond Tours and on the Riverside Flower Show Garden Tour. It has seen two weddings, three receptions, a Women's Ministry Luncheon & Fashion Show, fifteen years of Pathway Christian Church Easter breakfasts, a fund raiser for Alvord School District, and twice been on the RCRMC Spring Garden Tour. Their yard was featured on a night-light garden tour, written about in the Press Enterprise Newspaper several times, and featured in many other events.

**Nick, Peggy, and their three children** built two ponds at their last home, and a prerequisite for the 1987 move to Riverside was a property that would support waterfalls (like in a forest). Nick's 'beautiful forest' vision was invisible to three of four landscape architects facing the flat, barren half-acre and the 2-to-1 slope to a block-wall lot line left by the developers. But tons of rearranging, and truckloads of topsoil and amendments later, the digging began and the trees got planted.

**The real adventure begins** as you enter the backyard where you will find yourself magically transported to a beautiful forest of tall whispering pine, cedar and redwood trees. Nick has always said his woodland yard is the result of his inability to move Milfelds' Azalea Nursery, his wholesale family business, to the mountain environment he would have preferred. Instead, when he and Peggy moved the business and their home to Riverside from Temple City, he stubbornly brought the forest to his back yard, thus also creating a lush microclimate for ferns, azaleas, maples and hydrangea. Recently the garden had a make-over, with trees trimmed and thinned to allow more sunlight to bathe the wealth of various flowers and trees. Be sure to take the trail that reaches into the trees among ferns where you can get a good view of the series of terraced waterfalls cascading down to the Milfelds' spectacular gunite Koi pond and swimming pool. Edging rock and waterfalls were all hand formed of concrete and painted to support an idea of naturalness. The plantings, additions and care are done by Nick and Peggy with lots of love and a pride in gardening, with constant shifts according to weather or wishes.

**The 11,000-gallon pond, with waterfalls** and an island, is to the left, and a swimming pool, with a spa and waterfall, is to the right. There is a deck in the middle which makes the pond and pool look like they are joined. Two



different filter systems filter the pond. Two bottom drains feed a combination of three vortexes by Patio Ponds, with a ¼ hp Sequence pump and an Aqua UV with 120 watts back to the pond through jets. Two bottom drains and a skimmer feed the second filter system, driven by two ¼ hp Sequence pumps, first to a pair of pre-filters built by Bob Walters, then to another 120 watt UV light, up to a three-chamber up-flow rock-gravel-silica sand filter to polish the water; then back to the pond via a

waterfall. The systems run 24/7. There's also a 2 hp pump that pulls water from two other bottom drains and goes straight to the giant waterfall, which runs only when there is an audience.

**Nick was our long-time club Treasurer**, and Peggy, our club secretary, greets you at the sign-in table at each meeting, helps proof the Inland Koi Connection, and has created the IKS Pond Tour booklets



each year. Because of their dedication and constant involvement, both have been elected as an IKS Person of the Year in the past. You couldn't find a better example of unselfish giving and friendship in our club than the two of them.

**The Milfeld's have a beautiful swimming pool**, 15,000 gallons, 4½ feet deep, with a 2 hp pump for the waterfall. Sorry we're out of season right now and the pool is not fenced, so parents will need to keep an eye on young children.)

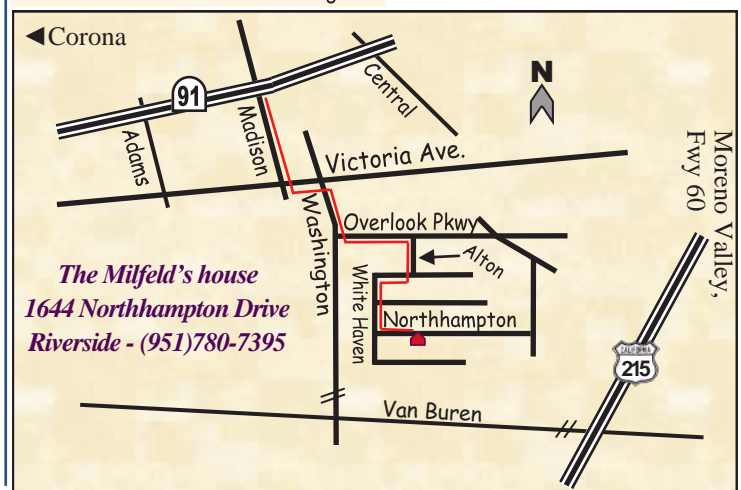
**No Need to bring chairs this time...** the yard will still be set up from an earlier Church Palm Sunday "Easter" breakfast.

**Program:** Mark Whalen will lead us in Koi Photography 101, so bring your cameras. We need lots of entries this year for Koi of the Year! And bring any questions, problems, or things you are curious about. **Write them down.**

**DIRECTIONS:**

- From 91 Freeway in Riverside, exit on MADISON STREET and head south.
- Go approx. 1 mile south to VICTORIA AVE., an old divided street, and turn left.
- Turn right on WASHINGTON at the 4-way stop; turn left at signal on OVERLOOK PARKWAY.
- Take the first right (ALTON WAY), go right at the 'T', and then you're forced left. Go 2 blocks & turn left. It's the second house on the right.


*Pete Miles, IKS Editor*





We were probably wise not planning the field trip to the San Diego Koi Show on Saturday, February 23, but cancelling didn't stop IKS from making a strong appearance there. Including a number of our people who hold dual memberships and therefore worked the show, 20 of us were at the Del Mar Fairgrounds drooling over the koi on display. We saw **Tom & Zuma Ross** and **Steve & Lily Rhodes**, and **Pete Miles** was talking to vendors and taking pictures. It was a pleasant surprise to see **Dennis & Donna Keats** out and about, as her health has limited her excursions; with them was Cruella, a beautiful 6-month-old Dalmatian companion-dog-in-training. We hope to find the Keats at a meeting again soon!

I understand there were a record 361 koi entered in the competition, and we were proud to find **Mariano & Cathy Palpallatoc** guarding



six of their beauties in tank #26. The talk around the arena was that they would take all the Novice awards as first-timers. **Tom Wright**, probably the best fish handler in IKS and a KCSD member, was working among the tanks and assisting the judges. The story is, Mariano asked him to inspect his fish and suggest which ones to show, but Tom couldn't get there; instead, Shawn McHenry visited and, pointing, said, "That one, that one, that one, that one, that one and that one!" Nice picking! Six koi, six

awards; or more accurately, five Places, two Novice and two Friendship awards.

Not that Mariano was the only IKS participant. **Paul & Cheryl Atkiss** also entered six and took four awards. (Paul is originally of KCSD, but also joined IKS; presently, he is their Treasurer.) AKCA Judge **Pam Spindola** took a time-out from judging to enter five of her koi, and gained four awards. (Pam joined IKS in 2010, but has spent 30 years with Nishiki Koi Club and 27 years with Zen Nippon Airinkai SoCal; she was certified as a judge in 2004.) Our newest members, **Don & Brenda Chandler**, joined on site at the Show and had eight koi entered; they took home eight awards. (They're members of Nishiki Koi Club and the AKCA Board.)

Hello Mac... I just wanted to once again thank you and the Inland Koi Society for the loan of your 10 show tanks. They worked out great and saved us a lot of setup time. I also want to thank Tom Wright for helping with the tanks to Jack Marrin's as well. With the pickup and return of the tanks to Jack Marrin's as well. It's a genuine pleasure working with you and your club members and whatever we can do in return please don't hesitate to ask. Take care and we hope to see you at your auction on June 1st. Sincerely, John Svelan, President KCSD

**"Koi Show: Education wrapped in camaraderie inside a competition."**

New hard-side show tanks were clearly labeled on the inside with names of their donors; two had our club's name on them and held some of the most gorgeous koi in the show!

Each tank held koi entered by one owner, the English style show that lessens chances of disease transmission. Not only are there the First, Second and Third Place awards in each class and size, but Best in Size, Best in Class, and Honorable Mentions. And sponsors and other clubs present Friendship Awards to worthy entries. We chose a stunning Gin Rin



and polled all our members there for agreement, and had Tom Wright do the presentation at the Awards Banquet. We were surprised to find the koi was one of only 43 entered by 'Koi Jack' — Jack Chapman — and of those, 33 took awards plus the President's Trophy and two Friendship Awards! Good Show!

Results of the judging are posted as the Judges make their decisions, and everyone watches the board to see the latest entries.

**Mariano Palpallatoc**, Chino Hills ~ Awards: 6 ~ Tank Fish: 6 First Place Hikari Moyo 24" - 28", and Best Novice Mature, and WWKC Friendship (WorldWideKoiClub.org)

First Place Taisho Sanke 16" - 20"

First Place Showa Sanke 16" - 20"

Second Place Showa Sanke 20" - 24"

Second Place Tancho 20" - 24", NorthWest Koi Friendship Kohaku 24" - 28", Novice Champion

**Pam Spindola**, Santa Ana ~ Awards: 4 ~ Tank Fish: 5

Best In Class Taisho Sanke 24" - 28"

First Place Kohaku 20" - 24"

First Place Gin Rin 20" - 24"

Honorable Mention 1 Showa Sanke 16" - 20"

**Paul & Cheryl Atkiss**, San Diego ~ Awards: 4 ~ Tank Fish: 6

First Place Asagi/Shusui 16" - 20"

Second Place Hikari Moyo 20" - 24"

Honorable Mention 1 Kowarigoi 20" - 24"

Honorable Mention 2 Kowarigoi 20" - 24"

**Don & Brenda Chandler**, Costa Mesa ~ Awards 8 ~ Tank Fish 8

Best In Size Taisho Sanke 20" - 24" 1 123

First Place Kowarigoi 24" - 28"

First Place Doitsu 20" - 24"

First Place Kohaku 16" - 20"

First Place Gin Rin 12" - 16"

Second Place Kohaku 24" - 28"

Second Place Showa Sanke 16" - 20"

Third Place Taisho Sanke 12" - 16"

Tom Wright and "Koi Jack"



Finding the Fales' house is just a bit dicey as another #760 is right down the street — albeit on the other side — and more than one car stops there first. Seems the street changes names mid-curve! The wind blows in 49 of our members; most of the locals are here, and a couple of the San Diego contingent who aren't working at the San Diego Koi Show, plus a few of our more distant friends. It is good to see **Morris & Marie Nyquist** of Sun City, **Alan Pollock & Mom** from La Quinta, and **Ed & Sue Vermilyea** of Upland, for we haven't seen any of them for several months. **Lloyd & Joy Rein** drive in from Garden Grove every month, and our new Director, **Randy McGarvey** comes twice a month from Yucaipa. It is a pleasant surprise to meet **Randall Grommet** and **Elizabeth Prince** from Riverside; although they joined us at the 2012 Pond Tour, this is the first time they can attend and pick up their badges. We hope to see more of them in the future.

Everyone has a preferred month to host a meeting, but **Rob** chose a special day — his 29th (again!?) birthday! Got the family off the hook for throwing a party, too. We thank **Rob & Deanna Fales** and their kids, **Eric & Carrie**, (**Robin** isn't home from college this weekend) for inviting us to the celebration. Others who share the February birthday cake are **Mark Krakower**, **Bob Walters** and **Theo Zoetemelk**, and in absentia, **Laura Pollak** and **Bruce Smith**. Happy, Happy day to all! As for special days, we are told that **Theo & Jeanne Zoetemelk** will celebrate their 48th anniversary on Tuesday; Mac is quick to commiserate with Jeanne!

Before the wind-chill has us hibernating in whatever wraps we have, Mac calls us in for lunch. The Fales have a very nice sun room they emptied to make room for two buffet tables; desserts wait in the dining room, and hot coffee is in the kitchen. One of the surprise treats of the day is a case of *Popcornopolis* mini-cones in four decadent flavors. Yum!

**Rob** speaks briefly about the development of his split-level backyard retreat. Not a *last-pond-first* construction, we are visiting the third version. There were 12 koi earlier in the week; today we see 11. The quarantine tank holds **Tosai** from **Larry & Debby Leverett's** 2012 spawns; in **Rob's** pond they are still *skimmer-bait*. At pond's edge is a lovely pale-green-and-pink bog plant — variegated water celery — and **Deanna** generously shares rooted pieces with **Ginger Cover** and me.

Unexpected but welcome is a presentation to the library of **Nicholas Saint- Erne's** revised book, *Advanced Koi Care for Veterinarians and Professional Koi Keepers*, signed by the author.

**Nick Milfeld** gives a short account of Saturday at the 26th San Diego Koi Show, their largest to date with over 360 koi entered. Our own **Mariano Palpallatoc** is a first-time entrant with some beautiful koi. Nick asks for volunteers to work at the auction on June 1, sends around a sign-up sheet, and has flyers available for us to spread around our towns. **Rey Quirong** invites all to the March meeting: **Mark Whalen** will instruct us on photographing koi in anticipation of our Koi of the Year competition in April.

As **Pete Miles** takes center stage to talk about his favorite koi, the Ogon, in all its variety, he is setting the bar higher, with a three-page full-color handout and a written quiz; but remember, he's a teacher... These handouts are becoming a wonderful resource, and I wonder if many of us keep a notebook or folder of all the info we have been given over the years. With no hope of an easel holding a big display board, **Eric Fales** holds it steady against the wind. Pete tells us that Ogon goes by other names, too, but all mean about the same. *Hikarimono* and *Hikari-mujimono* translate "shiny ones" or "light without pattern." **Ogon is a metallic koi (shiny, light) of one color only (without pattern)**, most commonly in gold (**Yamabuki**),

then white (*Purachina* in Japan, but *Platinum* in the West) and orange (*Orenji*), but also grey (*Nezu*) and burnished gold (*Mukashi*), and very rarely a cream color. The variety was created by **Sawata Aoki** from a gold-striped wild carp he caught in 1921. After 25 years in development, his pure golden "Ogon" was recognized as a distinct variety in 1946. Ogon grow rapidly and mature quickly, and are markedly noticeable in the pond. Look for an unblemished body with perfect scalation; blemishes and scars cannot hide where there is no pattern, and become more visible as the fish matures. The head must be clear, too; a dirty head detracts from the purity of the Ogon. There are variations to Ogon, including longfin, Doitsu (scaleless), and Gin Rin (with reflective scales). As Mac thanks **Pete** for his report, he encourages ANY member to offer a report about a favorite koi variety. Call him to volunteer!



Recurrent pond problems lead to serious questions, so we occasionally seat a panel of club "experts" to field the members' queries and offer solid solutions. This time **Theo**, **Larry**, **Dennis**, **Jack**, **Spike** and **Nick** took the stage, and **Carl Leever** and **Bob Walters** added comments.

**Q: How do you get rid of string algae?**

**A:** First, know that a UV won't kill it. **Theo** and **Carl** rely on salt; with a 12,000-gallon pond, **Theo** uses 500# a year (applied in the waterfall so it dissolves slowly) plus 10% water changes every two weeks. Recommended amount of salt is 3# per 100 gallons. To clean it off the waterfall, **Larry** and **Nick** use hydrogen peroxide: turn off the falls and let them dry a bit, spray it on and let it fizzle out, then scrape the remains off. It can be labor-intensive, but well worth the effort.

**Q: Our filter seems really sluggish and ineffective...what could be wrong?**

**A:** For a type of bead, ribbon, bio balls or bio-blox filter media, **Bob** says you need to do a complete cleanout of the filter so the media can freely agitate. Filter mats and pads need to be power washed as with heavy spray from a hose.

**Q: Is there a problem with feeding all winter?**

**A:** Yes. **Spike** says a gut enzyme that helps digest food dies at 46°; after that, food will rot in the gut, then pass through to foul the water. (Fish guts are 2° warmer than the water.) Koi go into a semi-hibernation; they fatten up in summer and subsist on algae and body fat when water is too cold. And females that didn't spawn will absorb the eggs... **Theo** added to watch for *porcupine disease*, a condition that makes scales raise up like quills and indicates the fish is septic.

**Q: Our koi have what look like white scales under 1/8". What are they?**

**A:** **Spike** says maybe carp pox, which come in winter; if they move, fish lice. To treat them, "heat 'em up!" — quarantine at 75 to 80°. Or salt the pond.

Yes, we end with a Raffle, but not before **Christie & Bryan Nobles** (My! Hasn't he grown up handsomely!) presented Mac with his gavel. **Christie** has fashioned a unique gavel box for each IKS President for many years.

**Peggy Milfeld**



2013 is marching right a long, with much more planned...And just because we had the panel today, don't think questions can't be answered at every meeting. Write them down and turn them in; we'll get the answers for everybody's benefit. ~pm





2 Koi Guys

Scott Zehm

Robert Walters

951 237-2508

- DESIGN MODIFICATIONS
- YOUR UV LAMP SOURCE
- LINER OR CONCRETE
- CONSTRUCTION
- INSTALLATIONS
- KOI POND FILTRATION



KrakTronix Technical Services

LASER PRINTER SERVICE  
REMANUFACTURED TONER CARTRIDGES  
ALL TONER / INK NEEDS  
HP AUTHORIZED

MARK KRAKOWER

501 N. Smith Ave. • Suite 110 • Corona, CA 92880  
(951) 735-9996 • (951) 2782849 Fax  
email: kraktronix@sbcglobal.net • www.kraktronix.com

If you have not  
renewed your IKS  
membership



for 2013,  
this will  
be your  
**last copy**  
of the  
newsletter.

But don't pout! We'll have renewal forms at the  
table where you sign in at the March meeting.

INLAND KOI

Quality Japanese Koi  
& Pond Supply



Importers of high quality  
Japanese koi.  
Complete line of koi &  
pond supplies.

Our new February 2013  
shipment of Koi from Japan  
is ready for purchase!  
Visit our website display  
and see them in our store.

INLAND KOI

10000 Indiana Ave., Ste. #7  
Riverside CA 92503  
(951) 352-5128

Look for us on the  
south side of Indiana Ave.,  
between Tyler and Harrison

Store Hours: Mon-Sat 10:00-5:00  
Sun 10:00-4:00



Phone: (951) 352-5128

Email: inlandkoi@inlandkoi.com

THE BEST QUALITY  
**Japanese Koi**  
AT A REASONABLE PRICE!




## I BUILT MY KOI POND FIRST, THEN BUILT OUR HOUSE AROUND IT

**I first saw koi in 1969** at one of the hotels on a vacation in Hawaii. However, it wasn't until we moved to Louisville, Kentucky, in 1988 and created a garden pond that we actually had any koi. Rachel and I decided that we wanted a garden pond, so a pond lady named Tiffany Schofield came over to our house and we worked with her to put in a small 1200-gallon water garden pond. We also found a company in southern Indiana that was selling koi, and purchased five or six and put them into the pond.

**Of course, the pond we had was built all wrong** by today's standards. For example, it did not have a bottom drain or skimmer. It did have a filter, but it was an in-the-pond gravel filter. Five or six koi would've been a good number, but we also had stocked the pond with goldfish as well. We kept them that way for quite a while, then the koi got so big that they were tearing up the plants. I remember coming out to the pond one day and finding my water lily floating roots up! They had actually gotten all of the rocks out of the planter, and pulled the plant out and devoured it. That's when we decided we needed to build a bigger pond and get the koi away from the plants.

**The new pond was built to accommodate only koi** and was a proper koi pond. It had an out-of-pond filter, bottom drain, skimmer, and no plants at all. It was approximately 4500 gallons. "How did I learn to do it correctly this time around when building a new pond?" The answer is that I joined the AKCA in 1988 and I subscribed to *Koi USA*, which contained a wealth of information. In order to learn even more, I joined my local koi club — the Greater Louisville Koi and Goldfish Society. I served as president in 1990 and 1991, and was named Koi Person of the Year for the Club in 1991. In 1994, the Greater Louisville Koi Club hosted the AKCA National Seminar and Rachel and I both worked very hard to help make the Seminar a success.

**To find quality koi, we had to fly to California** or go to Florida, because when we started there just weren't any quality dealers in our area. If you name a dealer in Southern California, we probably bought koi from them — Toyoma, Eastern, Asahi and lately we have been buying from



Inland Koi here in Riverside (they carry pretty good quality of koi for the money). For several years, I worked at the Louisville Koi show, in charge of water quality, and we showed koi as well. In fact, we were fortunate enough in 1999 to win **Grand Champion** with a very nice Shiro Utsuri.

**When I retired** from UPS Airlines, we decided to move back to California in 2002; we left most of the koi behind, but did bring a few with us. We still have one or two in the pond; one of them is a Chagoi. Once back in California, we built our current pond which is 16,000 gallons.

**Our new California home was designed and built around the koi pond.** The pond was actually built before the house. Working with the pond designer, we designed the pond and I designed the filtration system. The pond builder we worked with was named Kohei Owatari, who resides in the Valley Center area of North San Diego County. Here's a link to his Japanese Garden and Pond Design website. <http://koheiwatari.com>. Rachel worked with an architect to design the house around the koi pond.

**If you were to ask me** who was the biggest influence on my Koi Hobby, I would have to say, honestly, there was no one person. When we started out there wasn't a lot of information available so we all had to learn the hard way — by trial and error.

While in Louisville, we started the first koi show held in the middle part of the country, and we were probably one of the first koi clubs to exist in that part of the US. There were a group of koi clubs on the East Coast, some clubs in Florida, and a group on the West Coast, and that was about it.

**I acquired most of my knowledge** on koi from reading *Koi USA* and the rest from trial and error. I learned a lot from buying books on koi from numerous sources, including AKCA, and I have a pretty extensive library on koi and their care. I think the first book I ever bought was the *Tetra Encyclopedia of Koi*.

**We would like to invite all the club members / guests** to our home for the June general meeting of the Inland Koi Society and you're welcome to look at our pond, view the koi and inspect the filters.

*~Phil and Rachel Hunter*



Let us know how you got started so we can feature your story





**HAI FENG**

## **PROFESSIONAL QUALITY KOI FOOD**

- DOES NOT CLOUD WATER
- EASY DIGESTION
- IMMUNE SUBSTANCE ADDED
- COLOR ENHANCING



**ISO 9001:2000 REGISTERED (UKAS,ANAB)  
YOUR QUALITY ASSURANCE**

## **Aqua Delite®**

**FREEZE DRIED SHRIMPS &  
FREEZE DRIED SILKWORM PUPAE**



- HIGH IN PROTEIN AND  
NATURAL NUTRIENTS
- GOOD SUBSTITUTE FOR  
LIVE AND FROZEN FOOD
- FOR FRESH OR SALT  
WATER FISH



- HIGH IN PROTEIN  
FOR RAPID GROWTH
- BETTER SLIM PROTECTION
- HELP TO RESIST BACTERIA  
AND PARASITES

**DISTRIBUTED BY:**  
**UP RIGHT TRADING CORP.**  
TEL: 626-579-0578  
TOLL FREE: 877-424-3364  
E-MAIL: [sales@uprighttrading.com](mailto:sales@uprighttrading.com)

© 2012 Up Right Trading Corp. All Right Reserved.



Jack Cords

**PRINTING CONNECTION, INC.**

**20% Off For First Time Customers!**

800.491.1964 • 951.351.9437  
 printingcolor@yahoo.com • www.printingconnection.net  
 11800 Sterling Ave., Suite E • Riverside, CA 92503

**LAGUNA KOI PONDS**

**Ben Plonski**

Phone (949) 494-5107  
 20452 Laguna Canyon Road, Laguna Beach, CA 92651  
 bplonski@lagunakoi.com Fax (909) 494-1679



**951.369.9998**


**HARRISON'S KOI FARM**

POND KOI • SHOW QUALITY KOI  
 2000 KOI on display from 3" to 30"

Specializing in hard to find varieties

- KOI FOOD
- SUPPLIES
- EQUIPMENT
- CONSULTATION

**Terry & Koren Harrison**  
 5580 / 5582 Rio Road  
 Riverside, CA 92509



**COMPUTER REPAIR & SERVICE**

**\$45 Per Hour for Repairs**

**Special Service Pkg. Available**  
 (Commercial & Residential)

**L and E Integrated Solutions**

**Linda Kushner**  
 951-333-4147  
 lindakushner1@gmail.com

- Remove viruses & Malware
- Install security protection
- Maintain & manage computer via remote access
- Train you in Windows applications
- Backup and data recovery
- Will be your IT consultant
- Troubleshoot any hardware
- Cell phone apps installation & training
- Expert staff with over 30 years experience

**\$500 OFF Repairs**  
 1st time customers  
 Valid coupon only • Not valid w/other offers




**Your Ad includes color & appears on our inlandkoi.org website**

BUSINESS CARD	\$100 / year
QUARTER-PAGE DISPLAY	\$140 / year
HALF-PAGE DISPLAY	\$275 / year
FULL-PAGE DISPLAY	\$550 / year

Approximately 135 copies of the Inland Koi Connection are printed and mailed ELEVEN times yearly. For more information call Pete Miles IKS Newsletter Editor, (760) 705-5800

**~IKS Library & Video Tapes online~**

Just go to our web-site <http://www.inlandkoi.org> and check on Resources. A menu will come down with two choices; "IKS Library" is the link you want to choose. Take advantage of this useful resource for information about koi and freshwater ponds. IKS has a variety of books and videos that are available to our members, and you can reserve any book or video from the on-line Library just by contacting **Rey Quirong** at (951) 660-1475 and he will bring your selection to the meeting. Members may check out one item at a time.





# Learn how to photograph me

at this month's  
IKS General  
Meeting.



Be sure to bring  
your camera!



This will be a  
hands-on training  
for your **Koi of the  
Year** entry.



Inland Koi Society's **Koi Person of the Year** is an honor given in recognition of someone who has made a significant contribution to koi keeping or to their club during the past year. Each year IKS members vote to recognize a fellow member who has "gone the extra mile" towards the success and vitality of the Inland Koi Society. The member elected at our April meeting will receive a personalized plaque in commemoration.



**March 16-17, 2013**

**Saturday 9 AM to 5 PM**

**Sunday 9 AM to 3 PM**

**Open to the Public**

**No Admission fee  
Gardena Civic Center  
Complex**

1700 W. 162nd Street, Gardena, CA 90247,  
one block east of Western Avenue  
<http://znasocal.org/the-znasocal-koi-show>

## INLAND KOI SOCIETY MONTHLY PLANNING CALENDAR 2013


REGULAR MTG 4th Sunday	HOSTS & CITY	PROPOSED PROGRAM Speakers	BOARD MTG. Wed. after Mtg
March 24	Nick & Peggy Milfeld - Riverside	Mark Whalen - How to Photograph your Koi	Mar. 27
April 28	Ed & Linda Kushner - Corona	Ed Kushner and members: Pond predators (prevention)	May 1.
May	No General Meeting	Koi Auction and Equipment Sale on June 1st.	Auction Mtg. May 22
June 23	Phil & Rachel Hunter - Temecula	Bert Ballou — Koi pond filtration (pre & bio)	June 26
July 28	Audrey Rowland - Riverside	Jack Chapman - Summer Pond and Koi care	July 31
Aug. 25	Steve and Laura Nyirady - Yucaipa	Dr. Galen Hansen— Koi Disease and Treatment	August 28
Sept. 22	Mariano & Cathy Palpallatoc - Chino Hills	Mike Hernandez on koi food – types and feeding	Sept. 25
Oct. 26	Bus Trip	Destination - Pending	Pending
Nov. 24	Jerry and Pat Mall	Pending	Dec 4.



## 39th Annual Spring Plant Sale

Saturday, Apr 6 & 7  
11:00 am

UCR Botanic  
Gardens  
Riverside, CA



Just in time for spring planting! On the weekend of April 6 and April 7, nearly 10,000 plants and more than 600 varieties will be available for you to purchase. A wide variety of plants will be available: Plants that attract hummingbirds or butterflies, Drought tolerant and California Native plants, Plants that are fragrant or suitable for cut flowers or foliage, You are sure to find the perfect plant! At the sale, each of the plants will have a detailed information sign and color photo to help you make your selections. The U.C. Master Gardeners, expert Gardens Staff, and Volunteers will be available to answer your questions. <http://gardens.ucr.edu/calevents.html>.

2013 ~ 66th Annual Riverside Community

## FLOWER SHOW/GARDEN TOUR



*"Blooms Abound All Around"*

**Saturday, April 27**

Gardens 10 am - 4 pm • Show 1 - 6 pm

**Sunday, April 28**

Gardens and Show 10 am - 4 pm

Flower Show at the Elks Lodge  
6166 Brockton Ave. Riverside  
**plus 6 Private Gardens**

**\$8 Pre-sale or \$10 Donation at the door**

Children under 16 Free with paying adult

Tickets & Maps available at the Elks Lodge 9 am Saturday

**Submit an entry to our flower show for FREE!**  
Lots of fun categories for adults and kids-  
See our website below for details and ideas!

### Welcome New IKS Members

**Don & Brenda Chandler**

2642 Westminster Pl.

Costa Mesa, CA 9262

Home Phone: 949-650-5225

E-mail: [donnbda@aol.com](mailto:donnbda@aol.com)




### Coming Events



2013 MARCH	10	<b>QUILT, CRAFT, AND SEWING FESTIVAL</b> ~10am-5pm / 1101 West McKinley Ave., Pomona 91768 / <a href="http://www.fairplex.com">www.fairplex.com</a> / (909) 865-4310
	08	<b>AKCA BOARD MEETING</b> ~ 6pm / 529 W. Blue-ridge Ave., Orange 92865 / Call Mac at (951) 225-2346 for more information.
	10	<b>DAYLIGHT SAVINGS TIME BEGINS</b> ~  Spring forward, Spring forward
	16-17	<b>ZNA So CAL KOI SHOW</b> ~ Gardena Civic Center Complex / 1700 West 162nd St., Gardena 90247 / 9am-5pm, Sat. / 9am-3pm, Sun. / No charge / <a href="http://znasocal.org">http://znasocal.org</a> / (818) 207-3238
	17	 <b>Happy St. Patrick's Day</b> 
APRIL	24	<b>INLAND KOI SOCIETY POTLUCK MEETING</b> ~ 2-5pm at Nick and Peggy Milfeld's, Riverside / For more information call Nick (951) 780-7395
	27	 <b>IKS BUSINESS MEETING</b> ~ 7 pm / All members of IKS welcome! — 6531 Box Springs Blvd, Riverside / Mac McClain (951) 225-2346
	12	<b>AKCA BOARD MEETING</b> ~ 6pm / 529 W. Blue-ridge Ave., Orange 92865 / Call Mac at (951) 225-2346 for more information.
	27-28	<b>RIVERSIDE FLOWER SHOW / GARDEN TOUR</b> ~\$10 / Elks Lodge, 6166 Brockton Ave, Riverside/ IKS will feature a koi pond in the lobby as we have in the past. <a href="http://www.RiversideFlowerShow.info">www.RiversideFlowerShow.info</a>
	28	<b>INLAND KOI SOCIETY POTLUCK MEETING</b> ~ 2:00-5:00pm at the Kushners' house in Corona. For more information call Ed at (951) 520-0092
MAY	May 1	<b>IKS BUSINESS MEETING</b> ~ 7pm / All members of IKS welcome! — 6531 Box Springs Blvd, Riverside / Mac McClain (951) 225-2346
	10	<b>AKCA BOARD MEETING</b> ~ 6pm / 529 W. Blue-ridge Ave., Orange 92865 / Call Mac at (951) 225-2346 for more information.
	26	<b>INLAND KOI SOCIETY MEETING</b> ~ No meeting this month / Meet June 1 at the IKS Auction.
	June 1	<b>IKS KOI AUCTION &amp; USED EQUIPMENT SALE</b> ~ 9am-2pm / All members of IKS welcome! — Milfelds' Nursery, 2550 Adams St., Riverside / Nick (951) 780-7395

Visit the IKS website for additional links of what is happening in the koi community in California  
<http://www.inlandkoiociety.org>





INLAND KOI SOCIETY  
5198 ARLINGTON AVE., #146  
RIVERSIDE, CA 92504  
Return Service Requested



This woodland setting is the result of Nick's inability to move his business to the environment he would have preferred. He stubbornly planted pines and redwoods in our inland re-claimed desert and 25 years later has a micro climate of ferns and shade loving azaleas and hydrangeas.

Waterfalls trickle continuously, or cascade to fill the yard with their roar. A quarantine tank hides in the shade by the garden shed. Take the path above the pond and walk through the woods for an entirely different perspective of the Koi pond and peak into the filter house 'cave.'



Visit our website: [www.inlandkoi.org](http://www.inlandkoi.org)